




2015 DEMOGRAPHICS PROFILE AIR FORCE ACTIVE DUTY MEMBERS

More than 300 thousand Air Force active duty members comprise nearly one-quarter (23.6%) of the active duty force. These members are an important part of the military community.



307,326 Air Force Active Duty Members



19.8%
Officers



80.2%
Enlisted

Geographic Location

United States or U.S. Territories: **83.5%**

Western Hemisphere outside U.S.: **0.1%**

Other/Unknown/ Ships Afloat: **0.4%**



Europe: **9.2%**

East Asia: **6.5%**

North Africa: **0.2%**

Source: 2015 Demographics Profile of the Military Community (Department of Defense)
<http://download.militaryonesource.mil/12038/MOS/Reports/2015-Demographics-Report.pdf>

Gender



Race/Ethnicity

27.5% Racial Minority*

*Racial minority includes Black or African American, Asian, American Indian or Alaska Native, Native Hawaiian or Other Pacific Islander, Multi-racial, and Other/Unknown

Marital Status



57.7% Married
Air Force active duty members

Education



High School Diploma/GED or Some College: **71.5%**

Bachelor's Degree: **14.1%**

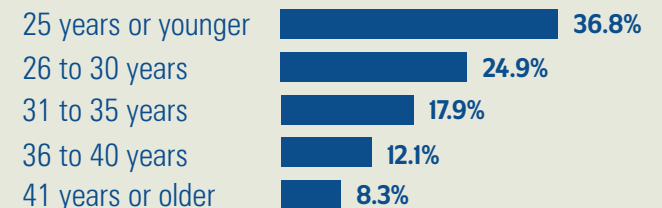
Advanced Degree: **13.3%**

Unknown: **1.2%**



Age

Average Age: **34.1 years** Officers **28.1 years** Enlisted





2015 DEMOGRAPHICS PROFILE AIR FORCE ACTIVE DUTY FAMILIES

Over half (57.5%) of Air Force active duty members have a spouse and/or dependents, and the more than 400 thousand Air Force active duty family members are an important part of our military community.



413,032 Family Members



153,073 Spouses



257,919 Children



2,040 Adult Dependents



307,326 Air Force Active Duty Members

dual-military marriage, with children: 14,967

4.9%

dual-military marriage, no children: 19,115

6.2%

single, no children: 116,890

38.0%

married to civilian, with children: 102,118

33.2%

single, with children: 13,059

4.2%

married to civilian, no children: 41,177

13.4%

Family Status



Air Force Active Duty Spouses



57.7%

Air Force members married

11.1% Dual-military marriage



31.7 YEARS OLD

Average age of Air Force spouses




11.1% MEN



88.9% WOMEN



Air Force Active Duty Children



42.3%

Air Force members with children

Air Force children in each age group

0 to 5 years 43.1%

6 to 11 years 32.5%

12 to 18 years 20.7%

19 to 22 years 3.7%

Source: 2015 Demographics Profile of the Military Community (Department of Defense)
<http://download.militaryonesource.mil/12038/MOS/Reports/2015-Demographics-Report.pdf>