




2015 DEMOGRAPHICS PROFILE

# ARMY ACTIVE DUTY MEMBERS

Nearly 500 thousand Army active duty members comprise over one-third (37.4%) of the active duty force. These members are an important part of the military community.



## 487,366 Army Active Duty Members



**19.5%**  
Officers

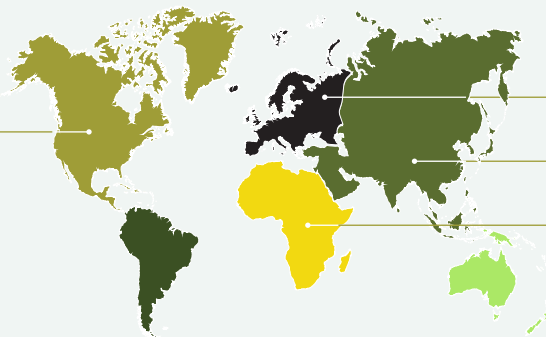


**80.5%**  
Enlisted

### Geographic Location

United States or U.S. Territories: **89.9%**

Western Hemisphere outside U.S.: **0.1%**



Europe: **5.7%**

East Asia: **3.9%**

North Africa: **0.3%**

Source: 2015 Demographics Profile of the Military Community (Department of Defense)  
<http://download.militaryonesource.mil/12038/MOS/Reports/2015-Demographics-Report.pdf>

### Gender



### Race/Ethnicity

## 32.9% Racial Minority\*


\*Racial minority includes Black or African American, Asian, American Indian or Alaska Native, Native Hawaiian or Other Pacific Islander, Multi-racial, and Other/Unknown

### Marital Status



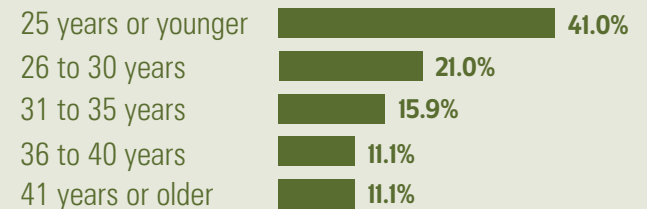
**58.2%** Married  
Army active duty members

### Education



### Age

Average Age: **35.1 years** Officers    **27.8 years** Enlisted





2015 DEMOGRAPHICS PROFILE

# ARMY ACTIVE DUTY FAMILIES

Nearly two-thirds (62.2%) of Army active duty members have a spouse and/or dependents, and the nearly 750 thousand Army active duty family members are an important part of our military community.



## 748,934 Family Members

**265,952**  
Spouses

**476,910**  
Children

**6,072**  
Adult Dependents

## 487,366 Army Active Duty Members

dual-military marriage,  
with children: **11,307**

2.3%

dual-military marriage,  
no children: **14,337**

2.9%

single,  
no children: **176,150**

36.1%

married to civilian,  
with children: **190,734**

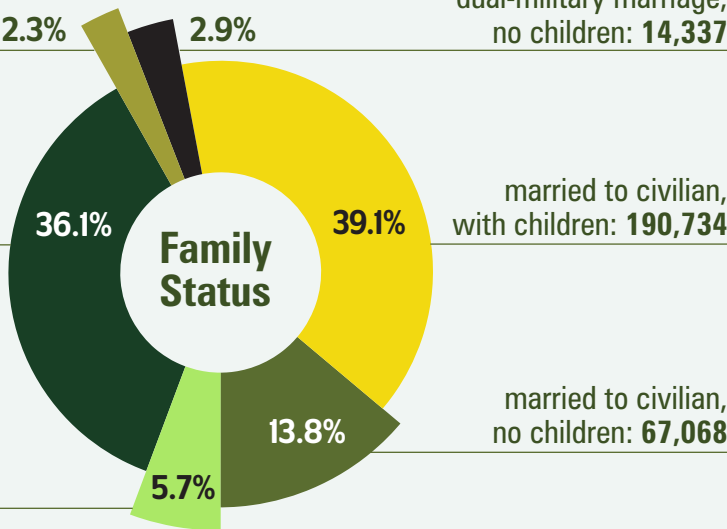
39.1%

single,  
with children: **27,770**

5.7%

married to civilian,  
no children: **67,068**

13.8%



Source: 2015 Demographics Profile of the Military Community (Department of Defense)  
<http://download.militaryonesource.mil/12038/MOS/Reports/2015-Demographics-Report.pdf>



## Army Active Duty Spouses



# 58.2%

Army members married

5.3% Dual-military marriage



# 31.5

YEARS  
OLD


Average age of  
Army spouses

**6.8%**  
MEN

**93.2%**  
WOMEN



## Army Active Duty Children



# 47.2%

Army members  
with children

### Army children in each age group

