



# 2015 DEMOGRAPHICS PROFILE MARINE CORPS ACTIVE DUTY MEMBERS

Nearly 200 thousand Marine Corps active duty members comprise almost 15 percent (14.1%) of the active duty force. These members are an important part of the military community.



## 183,417 Marine Corps Active Duty Members



**11.3%**  
Officers



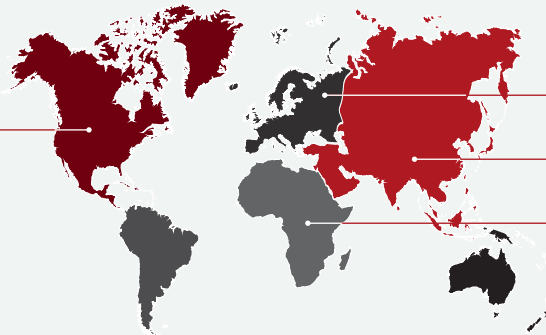
**88.7%**  
Enlisted

### Geographic Location

United States or U.S. Territories: **84.1%**

Western Hemisphere outside U.S.: **0.4%**

Other/Unknown/ Ships Afloat: **0.3%**



Europe: **1.5%**

East Asia: **11.9%**

North Africa: **1.7%**

**Source:** 2015 Demographics Profile of the Military Community (Department of Defense)  
<http://download.militaryonesource.mil/12038/MOS/Reports/2015-Demographics-Report.pdf>

### Gender



### Race/Ethnicity

**20.5%** Racial Minority\*

\*Racial minority includes Black or African American, Asian, American Indian or Alaska Native, Native Hawaiian or Other Pacific Islander, Multi-racial, and Other/Unknown

### Marital Status



**43.8%** Married  
Marine Corps active duty members

### Education



High School Diploma/GED or Some College: **87.1%**



Bachelor's Degree: **9.5%**

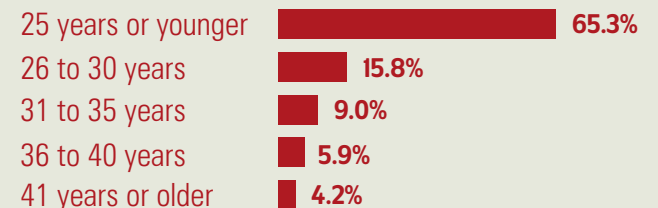
Advanced Degree: **2.1%**

Unknown: **1.2%**



### Age

Average Age: **33.5 years** Officers    **24.2 years** Enlisted





Nearly half (43.0%) of Marine Corps active duty members have a spouse and/or dependents, and the more than 175 thousand Marine Corps active duty family members are an important part of our military community.



## 176,408 Family Members

**73,593**  
Spouses

**102,421**  
Children

**394**  
Adult Dependents



## 183,417 Marine Corps Active Duty Members

dual-military marriage,  
with children: **2,103**

1.1% 2.5%

dual-military marriage,  
no children: **4,612**

single,  
no children: **98,942**

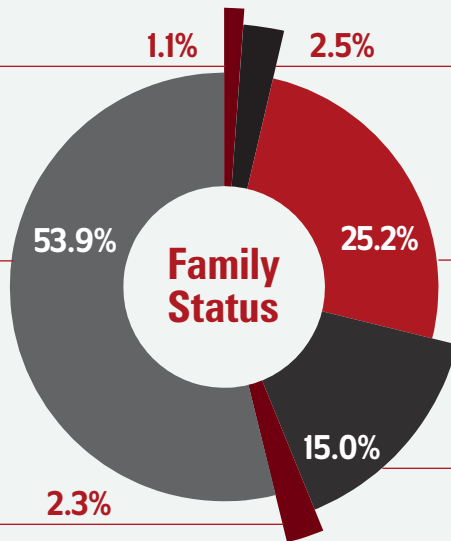
53.9% 25.2%

married to civilian,  
with children: **46,188**

single,  
with children: **4,133**

2.3% 15.0%

married to civilian,  
no children: **27,439**



Source: 2015 Demographics Profile of the Military Community (Department of Defense)  
<http://download.militaryonesource.mil/12038/MOS/Reports/2015-Demographics-Report.pdf>



## Marine Corps Active Duty Spouses



# 43.8%

Marine Corps members married

3.7% Dual-military marriage



**29.2**  
YEARS  
OLD

Average age of  
Marine Corps spouses

**2.9%**  
MEN

**97.1%**  
WOMEN



## Marine Corps Active Duty Children



# 28.6%

Marine Corps members  
with children

### Marine Corps children in each age group

0 to 5 years **48.3%**

6 to 11 years **30.2%**

12 to 18 years **18.4%**

19 to 22 years **3.1%**