

Department of Defense

Report on Child Abuse and Neglect and Domestic Abuse in the Military for Fiscal Year 2020

CLEARED
For Open Publication

Apr 27, 2021

Department of Defense
OFFICE OF PREPUBLICATION AND SECURITY REVIEW



April 2021

The estimated cost of this report or study for the Department of Defense is approximately \$51,000 for the 2020 Fiscal Year. This includes \$7,650 in expenses and \$43,000 in DoD labor.

Generated on 2021Mar03 RefID: 7-B62E7BB

Table of Contents

List of Figures	3
List of Tables	4
List of Acronyms and Abbreviations	5
Executive Summary	6
1. INTRODUCTION	12
2. BACKGROUND	12
3. CHILD ABUSE & NEGLECT	18
3-1 CHILD ABUSE & NEGLECT INCIDENTS	19
3-2 VICTIM PROFILE	23
3-3 ABUSER PROFILE	28
3-4 CHILD SEXUAL ABUSE	34
3-5 CHILD ABUSE FATALITIES.....	38
4. DOMESTIC ABUSE	39
4-1 DOMESTIC ABUSE INCIDENTS	40
4-2 SPOUSE ABUSE	41
4-3 INTIMATE PARTNER ABUSE.....	55
4-4 ADULT SEXUAL ABUSE.....	61
4-5 DOMESTIC ABUSE FATALITIES	65
5. EFFECTIVENESS OF THE FAMILY ADVOCACY PROGRAM	66
5-1 FAMILY ADVOCACY PROGRAM METRICS	66
5-2 DEPARTMENT OF DEFENSE FAP INITIATIVES.....	69
5-3 MILITARY SERVICE PROGRAM HIGHLIGHTS	70
6. PROGRAM & POLICY IMPLICATIONS	76
APPENDIX: Impacts of COVID-19 on Family Advocacy Program Data.....	78

List of Figures

Figure 1	Child Abuse and Neglect Reports vs. Met Criteria Incident Rates per 1,000 Children	20
Figure 2	Types of Maltreatment in Child Abuse and Neglect Met Criteria Incidents.....	21
Figure 3	Child Abuse and Neglect Met Criteria Incidents by Maltreatment Type.....	22
Figure 4	Unique Child Victim Rate per 1,000 in Met Criteria Child Abuse and Neglect Incidents.....	24
Figure 5	Sex of Victims in Met Criteria Child Abuse and Neglect Incidents.....	25
Figure 6	Ages of Victims in Met Criteria Child Abuse and Neglect Incidents.....	26
Figure 7	Ages of Unique Victims in Met Criteria Child Abuse and Neglect Incidents, Compared to Demographics.....	27
Figure 8	Caregiver Status of Abusers in Met Criteria Child Abuse and Neglect Incidents.....	28
Figure 9	Military Status of Abusers in Met Criteria Child Abuse and Neglect Incidents.....	29
Figure 10	Pay Grade of Service Member Parent Abusers in Met Criteria Incidents.....	30
Figure 11	Pay Grade of Active Duty Parent Abusers in Met Criteria Incidents, Compared to Demographics.....	31
Figure 12	Rate of Active Duty Parent Abusers in Met Criteria Incidents per 1,000 by Pay Grade	32
Figure 13	Sex of Abusers in Met Criteria Child Abuse and Neglect Incidents by Maltreatment Type.....	33
Figure 14	Sex of Unique Victims and Abusers in Met Criteria Child Sexual Abuse Incidents....	35
Figure 15	Ages of Unique Victims of Child Sexual Abuse.....	36
Figure 16	Caregiver Status of Unique Abusers in Met Criteria Child Sexual Abuse Incidents....	37
Figure 17	Types of Domestic Abuse in Met Criteria Incidents.....	40
Figure 18	Spouse Abuse Reports vs. Met Criteria Incident Rates per 1,000 Married Couples....	42
Figure 19	Rate of Unique Spouse Abuse Victims per 1,000 Married Couples.....	44
Figure 20	Military Status of Unique Victims in Met Criteria Spouse Abuse Incidents.....	45
Figure 21	Sex of Victims in Met Criteria Spouse Abuse Incidents.....	46
Figure 22	Military Status of Unique Abusers in Met Criteria Spouse Abuse Incidents	47
Figure 23	Military Status of Unique Abusers in Met Criteria Spouse Abuse Incidents (FY 2011-FY 2020).....	48
Figure 24	Military Spouse Abusers in Met Criteria Spouse Abuse Incidents by Pay Grade.....	49
Figure 25	Pay Grade of Active Duty Spouse Abusers in Met Criteria Incidents, Compared to Demographics.....	50
Figure 26	Rate of Active Duty Spouse Abusers per 1,000 Married Couples by Pay Grade.....	51
Figure 27	Sex of Abusers in Met Criteria Spouse Abuse Incidents.....	52
Figure 28	Sex of Service Member Abusers in Met Criteria Spouse Abuse Incidents.....	53
Figure 29	Unique Abusers in Met Criteria Spouse Abuse Incidents by Sex and Military Status	54
Figure 30	Military Status of Unique Victims in Met Criteria Intimate Partner Abuse Incidents	56
Figure 31	Sex of Unique Victims in Met Criteria Intimate Partner Abuse Incidents.....	57
Figure 32	Military Status of Unique Abusers in Met Criteria Intimate Partner Abuse Incidents	58
Figure 33	Pay Grade of Military Intimate Partner Abusers in Met Criteria Intimate Partner Abuser Incidents.....	59
Figure 34	Sex of Unique Abusers in Met Criteria Intimate Partner Abuse Incidents.....	60
Figure 35	Sex of Unique Victims and Abusers in Met Criteria Adult Sexual Abuse Incidents....	62
Figure 36	Status of Unique Victims and Abusers in Met Criteria Adult Sexual Abuse Incidents	63
Figure 37	Sex and Status of Unique Victims in Met Criteria Adult Sexual Abuse Incidents.....	64

List of Tables

Table 1	Reports and Incidents of Child Abuse and Neglect	19
Table 2	Unique Victims of Child Abuse and Neglect	23
Table 3	Incidents of Met Criteria Child Sexual Abuse.....	34
Table 4	Child Abuse and Neglect Fatalities Reported to FAP in FY 2020	38
Table 5	Reports and Incidents of Spouse Abuse	41
Table 6	Unique Victims of Spouse Abuse.....	43
Table 7	Incidents of Intimate Partner Abuse.....	55
Table 8	Incidents of Met Criteria Adult Sexual Abuse	61
Table 9	Domestic Abuse Fatalities Reported to FAP in FY 2020.....	65
Table 10	Success of the NPSP	67
Table 11	Success of Domestic Abuser Treatment	68

List of Acronyms and Abbreviations

BBC - Baby Boot Camp
BU - Boston University
CAP – Counseling, Advocacy and Prevention
CAPI - Child Abuse Potential Inventory
CI – Confidence Interval
CCR - Coordinated Community Response
CDC - Centers for Disease Control
CRC - Case Review Committee
CSI - Couples Satisfaction Index
CY - Calendar Year
DMDC - Defense Manpower Data Center
DoD - Department of Defense
DoDI - Department of Defense Instruction
DoDM - Department of Defense Manual
FAP - Family Advocacy Program
FAST - Family Advocacy Strength-based Therapy
FIT - Feedback Informed Therapy
FY - Fiscal Year
IDC - Incident Determination Committee
NDAA - National Defense Authorization Act
NPSP - New Parent Support Program
OLEW - One Love Escalation Workshop
ORS - Outcome Rating Scale
OSD - Office of the Secretary of Defense
PCF - Prevention Collaboration Forum
SRS - Session Rating Scale
TC - Transitional Compensation

Executive Summary

For 40 years, the Office of the Secretary of Defense (OSD) Family Advocacy Program (FAP) has worked to prevent and respond to child abuse and neglect and domestic abuse in military families. This report provides the child abuse and domestic abuse incident data from the FAP Central Registry for Fiscal Year (FY) 2020, as required by section 574 of the National Defense Authorization Act (NDAA) for FY 2017 (Public Law 114-328), as amended. In addition to meeting the Congressional requirement, this report provides critical information on the circumstances of these incidents to further inform ongoing prevention and response efforts. Using aggregated FAP Central Registry data submitted from each Military Service (Army, Navy, Marine Corps, and Air Force)¹, this report offers a Department of Defense (DoD)-wide description of the child abuse and neglect and domestic abuse incidents that were reported to FAP in FY 2020.

Background and Methods

The FAP Central Registry is designed to capture reliable and consistent information on child abuse and neglect and domestic abuse incidents reported to FAP from each of the Military Services. Each Military Service maintains comprehensive clinical case management systems, which include required data elements extracted and submitted quarterly to the Defense Manpower Data Center (DMDC). Per DoD policy, DMDC operates the DoD FAP Central Registry and provides the OSD FAP with aggregated data on which this report is based.²

FY 2020 in Context of a Global Pandemic

In March 2020, the emergence of a global pandemic impacted all aspects of human life. U.S. civilian data and research highlight the impacts of the COVID-19 pandemic and resulting stay-at-home orders on child abuse and neglect and domestic violence reports, as well as the severity of those reports. Despite these challenges, FAP maintained continuity of all services in response to reports of child abuse and neglect and domestic abuse throughout this period by adapting service delivery, outreach to the community, and the way in which the Incident Determination Committee convenes. FAP continues to monitor the impact of required adaptations on this year's rates.

¹ U.S. Space Force, the newest branch of the Armed Forces, was established December 20, 2019. As a newly established Military Service within FY 2020, Space Force data are not included in this report.

² The implementing policy issuance for this registry is Department of Defense Manual (DoDM) 6400.01, Volume 2, "Family Advocacy Program (FAP): Child Abuse and Domestic Abuse Incident Reporting System," August 11, 2016.

Key Findings

Overall

- The data for FY 2020 contained in this report only reflect child abuse and neglect and domestic abuse reported to the OSD FAP in FY 2020. These data do not represent a prevalence estimate of all child abuse and neglect or domestic abuse that occurred in military families in the past fiscal year.
- Continuing a downward trend over the past several years, the FY 2020 rates of child abuse and neglect reports, incidents that met criteria,³ and unique victims per 1,000 military children all experienced statistically significant decreases when compared to their respective 10-year averages.⁴
- For child sexual abuse incidents, in FY 2020 there was a statistically significant decrease in both the number of met criteria incidents and the rate of met criteria incidents per 1,000 military children when compared to their respective 10-year averages. Child sexual abuse has been decreasing in DoD and civilian data steadily over the past decade.⁵
- The FY 2020 rates of spouse abuse reports, met criteria incidents, and victims per 1,000 military married couples all experienced statistically significant decreases when compared to their respective 10-year averages.
- In FY 2020, there was a statistically significant increase in the number of met criteria incidents of intimate partner abuse and the number of unique victims of intimate partner abuse when compared to their respective 10-year averages.
- The proportion of adult sexual abuse incidents as a subset of domestic abuse (4.14 percent) increased in FY 2020 when compared to the 10-year average.

Child Abuse & Neglect

- In FY 2020, there were 10,857 reports of suspected child abuse and neglect to FAP. The FY 2020 rate of reported child abuse and neglect per 1,000 children was 12.0, which is an 11.1 percent decrease when compared to the FY 2019 report rate (13.5). This decrease was statistically significant when compared to the 10-year average.
- There were 5,369 incidents of child abuse and neglect that met criteria in FY 2020. The FY 2020 rate of incidents that met criteria per 1,000 children was 5.9, which is a 3.3 percent decrease when compared to the FY 2019 rate (6.1). This decrease was statistically significant when compared to the 10-year average.
- The FY 2020 unique child victim rate per 1,000 military children was 4.3, which is a 4.4 decrease when compared to the FY 2019 rate (4.5). This decrease was statistically significant when compared to the 10-year average.

³ Hereafter referred to in the context of both child abuse and neglect and domestic abuse as “met criteria incidents.” For a case to “meet criteria,” the case is presented to the Incident Determination Committee, followed by the members voting to determine whether the incident meets the criteria for an act or failure to act, and a resulting impact, according to standards specified in DoDM 6400.01, Volume 3, “Family Advocacy Program (FAP): Clinical Case Staff Meeting (CCSM) and Incident Determination Committee (IDC),” August 11, 2016. Further discussed on p. 13 of this report.

⁴ All analyses in this report tested for significance at the $p < .05$ level, resulting in a Confidence Interval (CI) of 95 percent. Any value outside of this CI is indicative of a statistically significant increase or decrease not likely to have occurred by chance.

⁵ Military REACH Research and Outreach (2019). *Trends in the Rates of Child Sexual Abuse over the Past Twenty Years in the United States*.

- The DoD rates of child abuse and neglect victims are much lower than their counterpart rates in the U.S. civilian population as compiled by the U.S. Department of Health and Human Services.⁶ The DoD unique child victim rate for FY 2020 was 4.3 victims per 1,000 military children (a 4.4 percent decrease from the FY 2019 rate of 4.5), and the civilian rate for FY 2019 was 8.9 per 1,000 children.
- Civilian data compiled by the U.S. Department of Health and Human Services indicate that the U.S. civilian substantiation (met criteria) rate for reported cases of child abuse and neglect was 16.7 percent in FY 2019,⁷ and the rate has decreased steadily since FY 2003.⁸ The military met criteria rate for reported incidents was 49.5 percent in FY 2020. Although both of these rates have fluctuated individually, the military met criteria rate has been well above the civilian rate of substantiation consistently over the past decade. Thus, the comparatively lower military rates of child maltreatment are not attributable to DoD confirming (meeting criteria on) fewer reports, because DoD confirms child maltreatment reports at more than double the rate of the civilian sector.
- In FY 2020, 50 percent of victims in met criteria child abuse and neglect incidents were female and 50 percent were male; however, the sex of victims varied by maltreatment type. More than one-half (56.2 percent) of victims in met criteria child abuse and neglect incidents were age 5 or younger.
- Pay grades E4-E6 had the highest percentage of the active duty⁹ parent abusers in met criteria child abuse and neglect incidents (67 percent); however, these pay grades had the second highest rate of active duty parent abusers at 4.7 per 1,000 active duty parents when compared to the military population. Pay grades E1-E3 had the highest rate at 12.3 per 1,000 active duty parents in the military population with these pay grades.
- In FY 2020, 54 percent of the met criteria child abuse and neglect abusers were male and 46 percent were female. There is tremendous variation in the sex of abusers by maltreatment type. However, the overall ratio of male to female met criteria abusers has been relatively consistent since FY 2005.
- In reports that met the DoD criteria for abuse, the abuser may have been a Service member,¹⁰ a civilian family member, or (in child abuse or neglect incidents) a caregiver outside the family. In nearly 93 percent of the met criteria child abuse or neglect incidents, the abuser was a parent.
- There were 31 child abuse-related fatalities, involving 48 abusers, presented to the Incident Determination Committee (IDC) and entered into the Central Registry in FY 2020. Overall, the child fatality victims were young in age, with 90.3 percent of victims under age 5 and 61.3 percent of victims 1 year old or younger. Among the abusers in these child fatality incidents, 20 were male, 25 were female, and for 3 the sex was unknown. Twenty met criteria abusers were Service members, 25 were civilians, and 3 had an unknown status.

⁶ U.S. Department of Health and Human Services, Administration for Children and Families, Administration on Children, Youth and Families, Children's Bureau. (2021). *Child Maltreatment 2019*. Available from: <https://www.acf.hhs.gov/cb/research-data-technology/statistics-research/child-maltreatment>

⁷ Ibid.

⁸ *Child Maltreatment 2003* through *2019* reports, inclusive.

⁹ For the purposes of this report, active duty refers to Regular Component members, exclusively.

¹⁰ Service members include active duty members as well as Reserve and National Guard members who are in an active status.

Child Sexual Abuse

- For the third time in this annual report series, we examined child sexual abuse as a subset of child abuse. These incidents are also reported in an appendix to the *2020 Annual Report on Sexual Assault in the Military*.¹¹ In FY 2020, there were 209 unique victims of child sexual abuse. These victims experienced a total of 222 met criteria incidents of child sexual abuse, indicating that 1 or more victims experienced more than 1 incident of sexual abuse.
- Child sexual abuse incidents accounted for 4.13 percent of all met criteria child abuse and neglect incidents. The rate of child sexual abuse incidents per 1,000 military children (0.245), represents a statistically significant decrease when compared to the 10-year average, which is consistent with trends observed in the civilian sector.
- In FY 2020, 92.3 percent of victims in met criteria child sexual abuse incidents were female, and 7.7 percent of victims were male. More than half of victims were ages 11-17 (56.5 percent), nearly a third were ages 6-10 (30.6 percent), and the remaining victims were ages 2-5 (10.5 percent) or 1 year old or younger (1.9 percent). There was one victim (0.5 percent) involving children 18 years or older, where the abuse occurred while they were still dependent children.

Spouse Abuse

- The spouse abuse data in this report represent only those incidents involving currently married individuals. Either the victim or the abuser may have been a Service member or the civilian spouse of a Service member.
- In FY 2020, there were 12,663 reports of spouse abuse to FAP. The FY 2020 rate of spouse abuse reports per 1,000 married military couples was 20.4, which is a 6.0 percent decrease when compared to the FY 2019 report rate (21.7). This decrease was statistically significant when compared to the 10-year average.
- There were 6,596 incidents of spouse abuse that met criteria in FY 2020. The FY 2020 rate of met criteria spouse abuse incidents per 1,000 military couples was 10.6, which is a 2.8 percent decrease when compared to the FY 2019 rate (10.9). This decrease was statistically significant when compared to the 10-year average.
- The FY 2020 spouse abuse victim rate per 1,000 military couples was 8.6, which is a 2.3 percent decrease when compared to the FY 2019 rate (8.8). This decrease was statistically significant when compared to the 10-year average.
- In FY 2020, 52 percent of victims in met criteria spouse abuse incidents were Service members and 48 percent were civilian spouses. Sixty-nine percent of victims in met criteria spouse abuse incidents were female, and 31 percent of victims were male.
- In FY 2020, 60 percent of all abusers in met criteria spouse abuse incidents were Service members, and 67 percent were male.
- Pay grades E4-E6 had the highest percent of active duty abusers in met criteria incidents (63 percent); however, these pay grades had the second highest spouse abuse rate per 1,000 married active duty members at 6.3. The pay grades E1-E3 had the highest rate per 1,000 married active duty members at 16.3.
- Five spouse abuse fatalities were presented to the IDC and entered into the Central Registry in FY 2020.

¹¹ The *2020 Annual Report on Sexual Assault in the Military* will be released on April 30, 2021.

Unmarried Intimate Partner Abuse

- In FY 2006, an additional category, “intimate partner” was added to capture incidents involving: 1) a former spouse; 2) a person with whom the victim shares a child in common; or 3) a current or former intimate partner with whom the victim shares or has shared a common domicile. In such cases, the victim or the abuser may have been a Service member or a civilian.
- In FY 2020, there were 2,026 reports of intimate partner abuse, of which 1,307 incidents met criteria. Those met criteria incidents involved 996 unique victims. There were statistically significant increases in the number of reports of intimate partner abuse, the number of met criteria intimate partner abuse incidents, and the number of unique victims of intimate partner abuse, when compared to their respective 10-year averages. A rate per 1,000 of intimate partner abuse incidents and/or victims cannot be established, as data on unmarried individuals involved in intimate partner relationships as defined by the DoD are not available.
- Six intimate partner abuse fatalities were presented to the IDC and entered into the Central Registry in FY 2020.

Adult Sexual Abuse

- In FY 2020, there were 303 unique victims of adult sexual abuse, including both spouses and unmarried intimate partners. These incidents are also reported in the *2020 Annual Report on Sexual Assault in the Military*, and are referred to as Domestic Abuse-Related Sexual Assault. In the domestic violence field, sexual abuse remains contextually distinct from sexual assault in that it occurs within a marriage or intimate partner relationship as part of a larger pattern of behavior resulting in emotional or psychological abuse, economic control, and/or interference with personal liberty.
- In FY 2020, there were a total of 327 met criteria incidents of adult sexual abuse, indicating that 1 or more victims experienced more than 1 incident of sexual abuse.
- Adult sexual abuse incidents accounted for 4.14 percent of all met criteria domestic abuse incidents. The proportion of adult sexual abuse incidents as a subset of domestic abuse represents a statistically significant increase when compared to the 10-year average.
- In FY 2020, 94.4 percent of unique victims in met criteria sexual abuse incidents were female. Among these unique victims, 53.8 percent were family members, 38.6 percent were Service members, and the remaining 7.6 percent were non-beneficiaries, DoD civilians, contractors, or retired Service members.
- Examining the intersection of sex and status of unique victims of adult sexual abuse, 53.5 percent of victims were female family members and 33.7 percent were female Service members.

DoD & Military Service Program Initiatives

The OSD FAP has several efforts underway to enhance the capability of Military Service-level and installation FAPs to execute prevention activities, develop policies, and sustain programs for both child abuse and neglect and domestic abuse. During FY 2020, OSD FAP conducted a holistic review and environmental scan of prevention activities across the Military Services, resulting in a FAP prevention logic model that is based on the evidence-informed approaches

recommended by the Centers for Disease Control, adapted to the military community context.

OSD FAP participates in the Prevention Collaboration Forum (PCF), a Secretary of Defense initiative designed to holistically address the underlying factors that contribute to multiple forms of violence, abuse, and self-harm. Under the auspices of the PCF, the DoD published a new cross-cutting primary prevention policy,¹² which sets standards for a unified approach to preventing harmful and abusive acts.¹³ OSD FAP collaborated with Military Community and Family Policy (MC&FP) Military Communications and Outreach to launch the Safe Exit button on MilitaryOneSource.mil, which allows users to instantly exit an article and view a general website in its place, one not specific to abuse. In addition to these DoD initiatives, the Military Services are engaged in a variety of efforts to enhance and measure the effectiveness of FAP.

Program & Policy Implications

The Department is committed to keeping families safe and healthy and taking every measure to prevent child abuse and neglect and domestic abuse in our military communities. One incident of child abuse or neglect, or domestic abuse is too many, and programs like FAP implement evidence-based prevention and treatment programs with the goal of ensuring the safety and well-being of all military families.

Findings from this report indicate that following a downward trend in FY 2019, the rates of reported child abuse and neglect and met criteria child abuse and neglect incidents per 1,000 military children decreased in FY 2020. Consistent with FY 2019 findings, the unique child victim rate and the rate of child sexual abuse per 1,000 military children also decreased. For the second year, findings for domestic abuse are mixed. While the rates for spouse abuse reports, met criteria incidents, and unique victims per 1,000 married military couples all decreased, the number of met criteria incidents and the number of unique victims of intimate partner abuse increased. Despite a modest decrease in the proportion of adult sexual abuse incidents as a subset of domestic abuse in FY 2018, the proportion of met criteria sexual abuse incidents increased in FY 2020 for the second consecutive year, which is representative of an overall trend noted over a 10-year period.

The Department remains committed to continual monitoring and assessment of both increases and decreases in incident numbers and rates, where available, to inform current and future policy and program efforts. The Department continues to address the results of its analyses through deliberate action and implementation of evidence-informed programs and prevention strategies, as well as additional research efforts.

¹² Primary prevention addresses violence and abuse before it ever occurs, through efforts to increase an individual's protective factors (e.g. strong community supports, economic security) and reduce risk factors (e.g. isolation from community, substance dependence). <https://vetoviolence.cdc.gov/levels-prevention>

¹³ DoDI 6400.09, "DoD Policy on Integrated Primary Prevention of Self-Directed Harm and Prohibited Abuse or Harm," September 11, 2020.

1. INTRODUCTION

For 40 years, the Office of the Secretary of Defense (OSD) Family Advocacy Program (FAP) has worked to prevent and respond to child abuse and neglect and domestic abuse in military families. Family maltreatment is incompatible with military values and ultimately impacts mission readiness. The Department is dedicated to addressing family violence to ensure the health and safety of military families.

This report provides the FY 2020 child abuse and neglect and domestic abuse incident data from the DoD FAP Central Registry, as required by section 574 of the NDAA for FY 2017 (Public Law 114-328). In addition to meeting the congressional requirement, this report also provides critical aggregate information on the demographics of these incidents to further inform ongoing prevention and intervention efforts. Using aggregated FAP Central Registry data submitted from each Military Service (Army, Navy, Marine Corps, and Air Force)¹⁴, this report offers a DoD-wide picture of the child maltreatment and domestic abuse incidents reported to FAP in FY 2020 (October 1, 2019 through September 30, 2020).

Subsequent report sections include a brief description of the FAP, congressional reporting requirements for child maltreatment and domestic abuse incidents, and a review of the findings from an analysis of the FY 2020 FAP Central Registry data. The report concludes with an analysis of the effectiveness of FAP, as well as an overview of potential implications for current and future policy and program initiatives. Note that the use of the word “significant” throughout this report is not a reference or comment on the level of importance, but rather, a reference to analytical and statistical thresholds.

2. BACKGROUND

FAP is a congressionally mandated DoD program designed to be the policy proponent for and a key element of the DoD’s coordinated community response (CCR) for preventing and responding to reports of child abuse and neglect and domestic abuse in military families. The Military Service FAPs, at every military installation where families are located, work closely with the other entities within the CCR,¹⁵ as well as with civilian social services agencies and civilian law enforcement, to provide comprehensive prevention and response to family maltreatment.

FAP’s mission is to provide comprehensive prevention, advocacy, early identification, treatment of abusers, voluntary treatment for domestic abuse victims, and intensive home visitation for expecting and new parents. To execute this mission, the DoD funds over 2,000 positions in the Military Departments to deliver FAP services, to include credentialed/licensed clinical providers, Domestic Abuse Victim Advocates, New Parent Support Home Visitors, and prevention staff. Family Advocacy staff are mandated reporters to State child welfare service agencies for all

¹⁴ U.S. Space Force, the newest branch of the Armed Forces, was established December 20, 2019. As a newly established Military Service within FY 2020, Space Force data are not included in this report.

¹⁵ The CCR is comprised of FAP, law enforcement, legal, military criminal investigative organizations, chaplains, command, child and youth programs, Department of Defense Education Activity schools, and medical.

allegations of child abuse and neglect, and they are considered “covered professionals” under 34 U.S.C. § 20341. DoD policy¹⁶ also requires the Military Service FAPs to report incidents of child abuse and neglect and domestic abuse to OSD through the DoD FAP Central Registry.

Once a report of child abuse and neglect or domestic abuse is received by FAP, it is taken to the IDC to determine whether the incident meets criteria for abuse, as defined by the DoD.¹⁷ The IDC uses a standardized research-based decision tree algorithm to determine which reports for suspected child abuse or domestic abuse meet the DoD definitions of abuse, thereby requiring entry into the Military Service FAP headquarters central registry of child abuse and neglect and domestic abuse incidents. The IDC is comprised of the deputy to the installation or garrison commander who serves as the chair, the senior enlisted noncommissioned officer advisor to the chair, a representative from the Service member’s chain of command, a representative from the Staff Judge Advocate’s office, a representative from military law enforcement, and the FAP Manager or FAP supervisor of clinical services. The William M. (Mac) Thornberry National Defense Authorization Act for Fiscal Year 2021 (Public Law 116-283), Section 549B requires that voting membership of the IDC include medical personnel; implementation is in progress and expected to be in full effect by the FY 2022 data report. Additional members, as appropriate, may participate and vote in accordance with policy. A case is presented to the IDC, followed by the members voting to determine whether the incident meets the criteria for an act or failure to act, and a resulting impact, according to standards specified in policy.¹⁸ The IDC is not a disciplinary proceeding in accordance with the Uniform Code of Military Justice; it is a process to determine whether an incident meets the threshold for more rigorous treatment, intervention, support, safety planning, and victim protection. In this report, data on incidents of child abuse and neglect and domestic abuse that met criteria are referred to as “met criteria incidents.”

The DoD review of child abuse- and domestic abuse-related fatalities is also required by policy,¹⁹ directing the Secretaries of the Military Departments to conduct a multidisciplinary, impartial review of each fatality known or suspected to have resulted from child or domestic abuse. Each Military Department has its own team and conducts its own internal review annually. In order to avoid interference with ongoing investigations and prosecutions, fatalities are reviewed by the Military Departments retrospectively, generally 2 years after their occurrence or in the first year that the disposition becomes closed. This delay ensures that the review can take into account all available information. OSD FAP convenes an annual Fatality Review Summit to discuss the findings of the reviews held in the previous year at the Military Department level; essentially, the DoD Fatality Review Summit examines deaths 3 years after occurrence. The purpose of the DoD Fatality Review Summit is to conduct deliberative examinations of any interventions provided to the deceased or their family, to formulate lessons learned from agency or system failures, to identify trends and patterns to assist in prevention efforts across the Department, and to develop policy for earlier and more effective intervention.

¹⁶ DoDM 6400.01, Volume 2, “Family Advocacy Program (FAP): Child Abuse and Domestic Abuse Incident Reporting System,” August 11, 2016.

¹⁷ Department of Defense Instruction (DoDI) 6400.03, “Family Advocacy Command Assistance Team (FACAT),” April 25, 2014, as amended; and DoDM 6400.01, Volume 3, “Family Advocacy Program (FAP): Clinical Case Staff Meeting (CCSM) and Incident Determination Committee (IDC),” August 11, 2016.

¹⁸ Ibid.

¹⁹ DoDI 6400.06, “Domestic Abuse Involving DoD Military and Certain Affiliated Personnel,” August 21, 2007, as amended.

Central Registry

The FAP Central Registry is designed to capture reliable and consistent information on child abuse and neglect and domestic abuse incidents reported to FAP from each of the Military Services. Supporting policy is contained in DoDM 6400.01, Volume 2, “Family Advocacy Program: Child Abuse and Neglect and Domestic Abuse Incident Reporting System,” which directs Military Service FAPs to track incidents of child abuse and neglect and domestic abuse that meet criteria for abuse. Each Military Service maintains a comprehensive clinical case management system, which includes the required data elements extracted and submitted quarterly to DMDC. Per DoD policy, DMDC operates the DoD FAP Central Registry and provides OSD FAP with aggregate data, which are the basis of this report.²⁰

The DoD FAP Central Registry contains information on: (1) reports of abuse that did not meet criteria for child abuse and neglect or domestic abuse, in which identifiable individual information is not tracked; and (2) information on reports of abuse that meet objective, standardized criteria and are linked to identifiable Service members, their family members, and the abuser. Specifically, the Military Services are required to submit information on 46 data elements on met criteria incidents, delineated in DoD Policy, which include:

- Sponsor Service, location, relevant dates, and case status;
- Demographic data on the military sponsor, victim, and abuser(s) including name, social security number, branch of Service, military status, sex, age, and relationship indicators;
- Type of abuse or maltreatment, level of severity, and, if applicable, resulting fatalities.

The DoD FAP Central Registry **does not** include measures of accountability (command action), law enforcement data, or legal disposition. These processes are completely distinct from FAP intervention and services pursuant to multiple DoD policies separating functions across components.

The Central Registry also **does not** include allegations of domestic abuse that were made via restricted report. Restricted reports do not move forward to the IDC. Instead, reports are handled on a case-by-case basis to provide risk and safety planning to the victim without the independent assessment of the decision tree algorithm, which determines whether an allegation meets DoD criteria for abuse or neglect.

Data from the DoD Central Registry are broadly used to assist in overall management of the OSD FAP to inform prevention and intervention initiatives and to determine budget and program funding. The Central Registry also supports the identification of research needs, preparation of reports to Congress, response to public or other governmental inquiries, and formulation of ad hoc reports relating to the volume and nature of family violence cases handled by the Military Services through outreach, prevention, and intervention efforts. DoD and Military Service FAP Central Registry data are used to conduct background checks on individuals seeking employment in DoD-sanctioned child and youth serving organizations that involve contact with minor children, in accordance with DoD policy.²¹

²⁰ DoDM 6400.01, Volume 2, August 11, 2016.

²¹ DoDI 1402.05, “Background Checks on Individuals in DoD Child Care Services Programs,” September 11, 2015, as amended.

Methods of Data Collection & Analysis

As noted, this report relies on Central Registry data extracted by each Military Service and submitted to DMDC for FY 2020 (October 1, 2019 through September 30, 2020). DMDC performs initial quality assurance checks, aggregates these data, and provides OSD FAP with information on the incidence of child abuse and neglect and domestic abuse across the DoD.

DMDC has collected these aggregate FY FAP data for the last 21 years; however, the timeframe of data submission and analysis was adjusted substantially in 2017 to coordinate with the release of the *DoD Annual Report on Sexual Assault in the Military*. The Military Services submitted FY 2020 data by December 20, 2020, for inclusion in this report. All statistical analyses included in this report were performed after these data underwent a series of rigorous quality control checks to ensure uniformity and validity of aggregate data.

Previous fiscal year data on both child abuse and neglect and domestic abuse contained met criteria incidents that included multiple types of maltreatment in one entry (e.g., physical, sexual, emotional, neglect). Beginning in FY 2015, the process was standardized for each met criteria incident to represent only one type of maltreatment. Thus, more than one incident may be submitted to the Central Registry involving an individual victim. This treatment of incident data provides a more comprehensive picture of abuse incidents experienced by military families, and aligns with the approach used by the Department of Health and Human Services for reporting civilian data in their annual report on child maltreatment.²²

Incidents of domestic abuse are reported separately as spouse abuse and intimate partner abuse (see definitions in Section 4). Calculated rates of intimate partner abuse across the military are not reportable, as data to establish a denominator (number of Service members in an intimate partner relationship as defined by the DoD) are unavailable. Any notable increases or upward movement in key rates and findings command the attention of OSD FAP to ensure perceived increases in family violence are analyzed for significance and potential causes. This approach ensures that OSD FAP can reconcile any potential contributing factors from both a mathematical and programmatic lens.

Analyses in this report were tested using a Type I error rate of 5 percent (i.e., $\alpha = .05$), resulting in a Confidence Interval (CI) of 95 percent. This CI approach tells us whether the FY 2020 values are within the range of plausible values for the 10-year period, FY 2011-FY 2020. Any value outside of this CI is indicative of a statistically significant increase or decrease.

²² U.S. Department of Health & Human Services, Administration for Children and Families, Administration on Children, Youth and Families, Children's Bureau. (2021). *Child Maltreatment 2019*. Available from <https://www.acf.hhs.gov/cb/research-data-technology/statistics-research/child-maltreatment>

FY 2020 in Context of a Global Pandemic

In March 2020, the emergence of a global pandemic impacted all aspects of human life. U.S. civilian data and research highlights the impacts of the COVID-19 pandemic and resulting stay-at-home orders on child abuse and neglect and domestic violence reports, as well as the severity of those reports. In addition to the high stress, uncertainty, and loss of social connectedness experienced by all, victims of abuse were now confined in the same physical space as their abuser, and domestic violence hotline calls increased.²³ At the same time, reports of child maltreatment decreased with school closures and the transition to virtual learning, as mandatory reporters no longer had daily, face-to-face contact with children.²⁴

Although the military community has unique risk and protective factors, it is a subset of the larger society, and thus experienced many of these same risks for increased family violence. While FAP has maintained continuity of all services throughout this period, the public health emergency required a logistical shift in the response to reports of child abuse and neglect and domestic abuse across all installations, including adaptations to the way in which the Incident Determination Committee convenes. Many of the trends in family violence noted in the civilian community are evident in FY 2020 FAP data, and FAP continues to monitor the impact of required adaptations on this year's rates. Appendix A to this report presents some of the findings to date.

Key Findings

The data contained in this report only reflect child maltreatment and domestic abuse reported to the OSD FAP in FY 2020. These data do not represent an estimate of the total amount of child abuse and neglect and domestic abuse that occurred in military families in the past fiscal year. Findings from this report indicate that the FY 2020 rates of child abuse and neglect reports (12.0/1,000 children), met criteria incidents (5.9/1,000 children), and unique child victims (4.3/1,000 children) decreased when compared to their respective 10-year averages during the period FY 2011-FY 2020.

When examining child sexual abuse, as a subset of child abuse, there has been a downward trend in both the number of met criteria incidents and the rate of met criteria incidents of child sexual abuse during the period FY 2011-FY 2020. The FY 2020 number of met criteria child sexual abuse incidents (222) and the rate of such incidents (0.245/1,000 children) represent a decrease when compared to their respective 10-year averages. The civilian community has also seen a decrease overall in the percentage of children experiencing child sexual abuse in the past 10 years.

²³ National Domestic Violence Hotline. (2020). *COVID-19 Special Report*. Available from: <https://www.thehotline.org/wp-content/uploads/media/2020/09/The-Hotline-COVID-19-60-Day-Report.pdf>

²⁴ Baron, E. J., Goldstein, E. G., & Wallace, C. T. (2020). Suffering in silence: How COVID-19 school closures inhibit the reporting of child maltreatment. *Journal of Public Economics*, 190, 1-13.

The FY 2020 rates of reported spouse abuse incidents (20.4/1,000 married couples), met criteria spouse abuse incidents (10.6/1,000 married couples), and unique spouse abuse victims (8.6/1,000 married couples) decreased when compared to their respective 10-year averages during the period FY 2011-FY 2020.

It is not possible to calculate rates per 1,000 for intimate partner abuse incidents or victims, as data on unmarried individuals involved in intimate partner relationships defined by the DoD are unavailable. In FY 2020, the number of met criteria intimate partner abuse incidents (1,307) and number of unique victims of intimate partner abuse (966) represent a statistically significant increase when compared to their respective 10-year averages.

Finally, in FY 2020 the proportion of domestic abuse incidents involving sexual abuse (4.14 percent) increased when compared to the 10-year average. This increase is part of an overall upward trend in adult sexual abuse incidents as a subset of domestic abuse that has occurred over the last decade.

The DoD is committed to understanding more about fluctuations in rates of child abuse and neglect and domestic abuse through: additional, targeted data analysis; ongoing research efforts on military-specific risk factors for child maltreatment; new research initiatives on domestic abuse; and the continued impacts of COVID-19 on family violence. These efforts are delineated further in the Program and Policy Implications section of this report.

3. CHILD ABUSE & NEGLECT

This section discusses reports to FAP of child abuse and neglect in FY 2020, incidents that met criteria for child abuse and neglect, and the characteristics of children and associated abusers for cases that met criteria.

DoD policy defines child abuse and neglect as:

- **Child abuse:** “The physical or sexual abuse, emotional abuse, or neglect of a child by a parent, guardian, foster parent, or by a caregiver, whether the caregiver is intra-familial or extra-familial, under circumstances indicating the child’s welfare is harmed or threatened. Such acts by a sibling, other family member, or other person shall be deemed to be child abuse only when the individual is providing care under express or implied agreement with the parent, guardian, or foster parent.”²⁵
- **Child neglect:** “The negligent treatment of a child through acts or omissions by an individual responsible for the child’s welfare under circumstances indicating the child’s welfare is harmed or threatened.” Neglect includes abandonment, medical neglect, and/or non-organic failure to thrive.²⁶

Child abuse and neglect, per DoD policy, represent four distinct maltreatment types: physical abuse, sexual abuse, emotional abuse, and neglect. Each of these maltreatment types is outlined in implementing guidance for use during the standardized incident determination process.²⁷

It is possible for one report of child abuse and neglect to involve more than one type of maltreatment (e.g., physical abuse and neglect). Each maltreatment is considered separately to determine whether it meets criteria for child abuse or neglect. Consequently, more than one incident may be submitted to the Central Registry involving an individual victim. Beginning in FY 2015, OSD FAP began to treat each type of maltreatment reported as representing a distinct incident of child abuse and neglect to capture a more comprehensive picture of well-being for children in military families. This approach is consistent with how other Federal agencies report incidents of child abuse and neglect, and therefore enables us to make more direct comparisons to civilian populations.

There are three rates calculated for child abuse and neglect in this report: the rate of reported incidents, the rate of met criteria incidents, and the rate of child victimization. The first two rates may be impacted by external factors. For example, the rate of reports can fluctuate based on impact of awareness campaigns, training, and efforts to reduce stigma in the community associated with contacting FAP. Process improvements attributed to the implementation of the IDC – counting each type of maltreatment as a distinct incident (described above) and identifying all individuals involved in a reported incident as a separate abuser – may impact the rate of met criteria incidents. The child victimization rate measures the unique number of

²⁵ DoDM 6400.01, Volume 3, Glossary, August 11, 2016; and DoDI 6400.01, “Family Advocacy Program (FAP),” Glossary, May 1, 2019.

²⁶ Ibid.

²⁷ Ibid.

children experiencing child abuse and neglect per 1,000 military children and offers an alternative method to examine the rates of child abuse and neglect across years—one that is less impacted by external factors.

3-1 CHILD ABUSE & NEGLECT INCIDENTS

As shown below in Table 1, there were 10,857 reports to FAP of suspected child abuse and neglect in FY 2020. The FY 2020 rate of reported child abuse and neglect per 1,000 children was 12.0, which is lower than the rate per 1,000 in FY 2019 (13.5) (see Figure 1). This numerical difference of 1.5 represents an 11.1 percent decrease in the rate of reported incidents and is a statistically significant decrease when compared to the 10-year average²⁸

Table 1: Reports and Incidents of Child Abuse and Neglect (FY 2011-FY 2020)

Fiscal Year	Reported Incidents	Met Criteria Incidents	Child Population	Reports/1000	Met Criteria Incidents/1000
2011	15,081	6,819	1,165,812	12.9	5.8
2012	15,656	7,003	1,140,024	13.7	6.1
2013	15,346	6,989	1,099,702	14.0	6.4
2014	16,526	7,676	1,050,889	15.7	7.3
2015	15,579	7,208	1,005,626	15.5	7.2
2016	13,916	6,998	969,058	14.4	7.2
2017	12,849	6,450	939,186	13.7	6.9
2018	12,850	6,010	921,193	13.9	6.5
2019	12,392	5,600	917,891	13.5	6.1
2020	10,857	5,369	905,577	12.0	5.9

Note. This table shows the number of child abuse and neglect incidents reported to FAP and the number of child abuse and neglect incidents that met criteria for maltreatment. Incidents of maltreatment are reported separately by type of maltreatment (physical, sexual, emotional, neglect); one or more incidents may be submitted to the Central Registry involving an individual victim.

²⁸ The FY 2020 rate of reported child abuse and neglect per 1,000 children (12.0) represents a statistically significant decrease when compared to the average rate of reported child abuse and neglect during the FY 2011-FY 2020 period (95 percent CI [13.15, 14.72]).

There were 5,369 incidents of child abuse and neglect that met criteria in FY 2020. The rate of met criteria incidents per 1,000 children in FY 2020 was 5.9, which is lower than the rate per 1,000 in FY 2019 (6.1). This numerical difference of 0.2 represents a 3.3 percent decrease in the rate of incidents that met criteria. The FY 2020 rate of incidents that met criteria represents a statistically significant decrease when compared to the 10-year average²⁹

Child Abuse and Neglect Reports vs. Met Criteria Incident Rates per 1,000 Children (FY 2011-FY 2020)

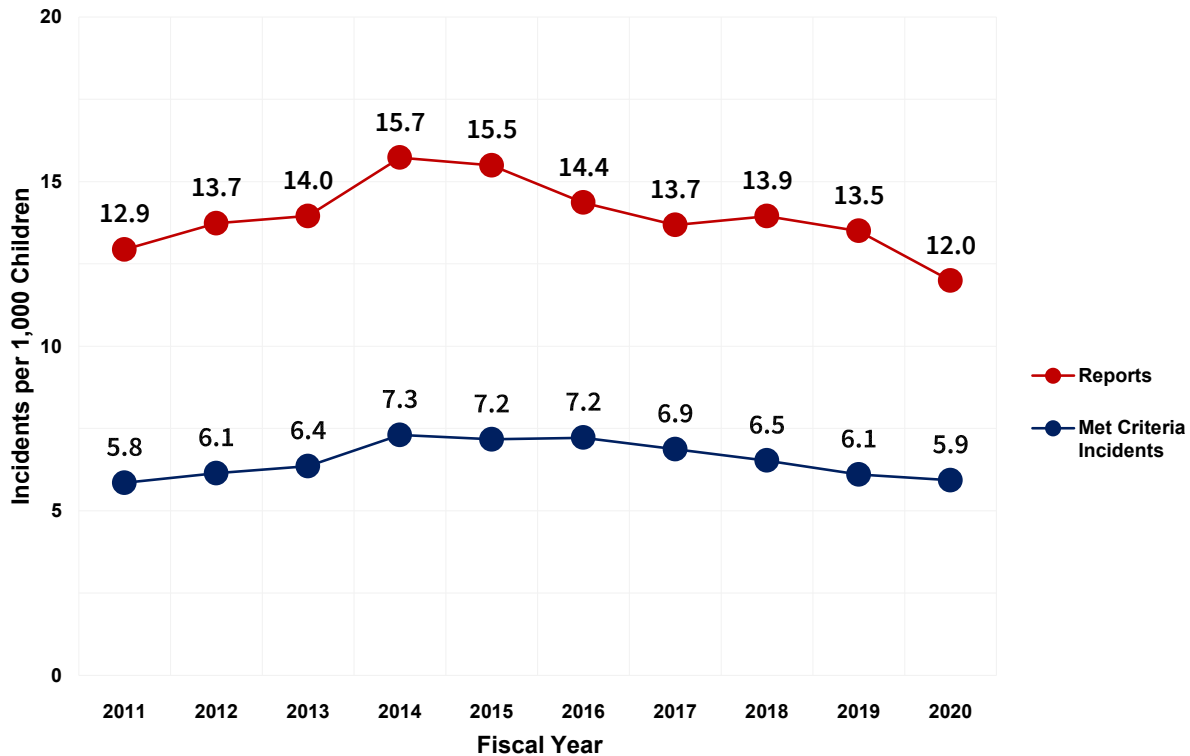


Figure 1. Rates of child abuse and neglect incidents reported to FAP and the rates of child abuse and neglect incidents that met DoD criteria per fiscal year.

²⁹ The FY 2020 rate of met criteria child abuse incidents per 1,000 children (5.9) represents a statistically significant decrease when compared to the average rate during the FY 2011-FY 2020 period (95 percent CI [6.15, 6.94]).

As shown in Figure 2, neglect accounted for the largest proportion of met criteria incidents in FY 2020 (61.24 percent). In FY 2020, physical abuse (20.77 percent) accounted for the next largest proportion of met criteria incidents, followed by emotional abuse (13.86 percent) and sexual abuse (4.13 percent). Within military families, the two most prevalent forms of child neglect are a lack of supervision appropriate to the age and functioning of the child and exposure to physical hazards, such as bathtubs, electrical outlets, and unsafe cribs.

Types of Maltreatment in Child Abuse and Neglect Met Criteria Incidents (FY 2020)

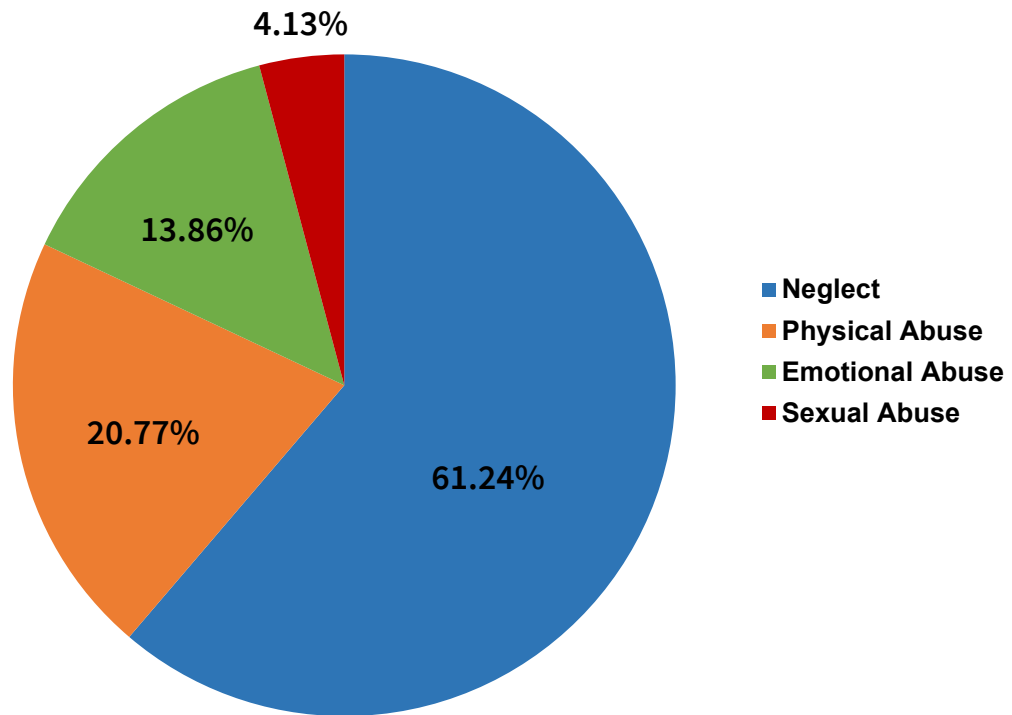


Figure 2. Percentage of the types of maltreatment in child abuse and neglect incidents that met DoD criteria in FY 2020.

The number of met criteria incidents of each type of child maltreatment is displayed in Figure 3. Throughout the 10-year period from FY 2011-FY 2020, neglect has been the predominant type of child maltreatment. As discussed in previous reports, the upward trend in met criteria incidents from FY 2009 to FY 2014 was driven primarily by the steady increase in incidents during those years that involved child neglect, whereas the numbers for other types of child maltreatment remained reasonably steady. The number of these met criteria incidents overall, and involving child neglect, has decreased since FY 2014.

Child Abuse and Neglect Met Criteria Incidents by Maltreatment Type (FY 2011-FY 2020)

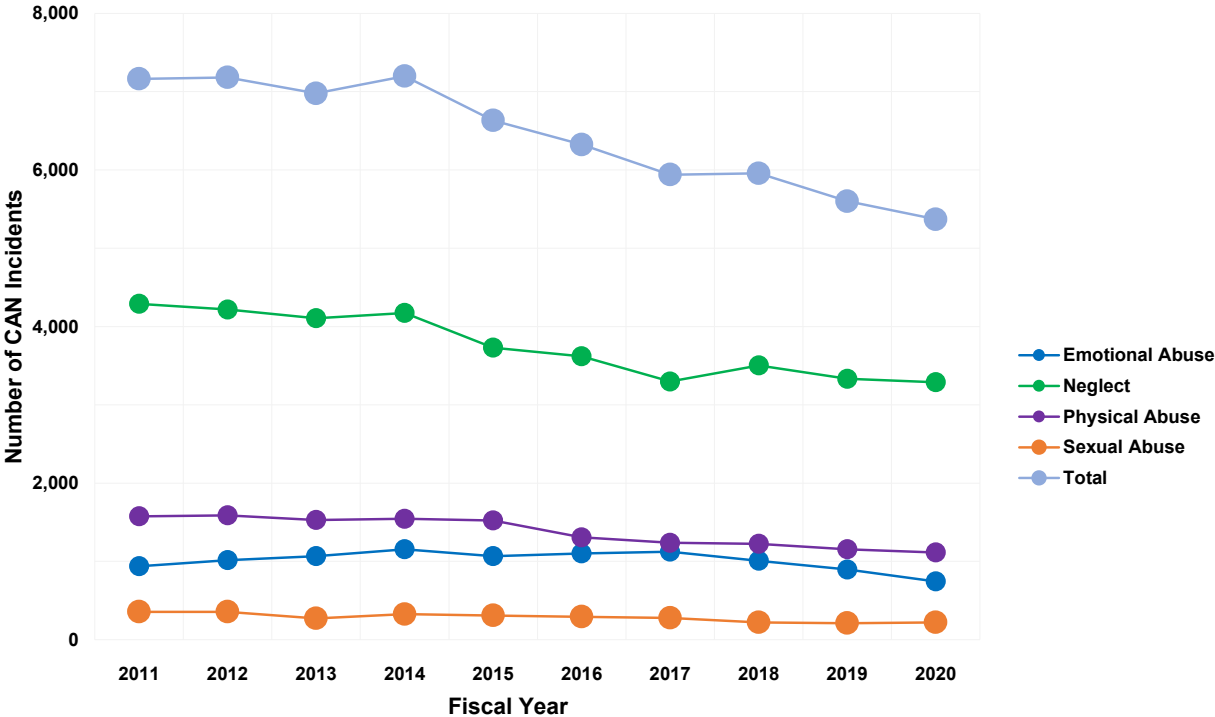


Figure 3. Number of incidents by type of child maltreatment per year.

3-2 VICTIM PROFILE

This section describes the characteristics of children who experienced met criteria incidents of child abuse and neglect, and a comparison to the most recent civilian child abuse and neglect data.

As shown in Table 2, there were 3,894 unique victims of child abuse and neglect in FY 2020. The FY 2020 child abuse and neglect victim rate per 1,000 children was 4.3, which is lower than the rate per 1,000 in FY 2019 (4.5) (see Figure 4). This numerical difference of 0.2 represents a 4.4 percent decrease in the rate of child victims. Since FY 2014, the child victimization rate has steadily declined. The FY 2020 child victimization rate represents a statistically significant decrease when compared to the 10-year average.³⁰

Table 2: Unique Victims of Child Abuse and Neglect (FY 2011-FY 2020)

Fiscal Year	Met Criteria Incidents	Unique Victims	Child Population	Met Criteria Incidents/1000	Rate of Victims/1000
2011	6,819	5,916	1,165,812	5.8	5.1
2012	7,003	6,054	1,140,024	6.1	5.3
2013	6,989	5,773	1,099,702	6.4	5.2
2014	7,676	5,670	1,050,889	7.3	5.4
2015	7,208	5,123	1,005,626	7.2	5.1
2016	6,998	4,960	969,058	7.2	5.1
2017	6,450	4,667	939,186	6.9	5.0
2018	6,010	4,266	921,193	6.5	4.6
2019	5,600	4,150	917,891	6.1	4.5
2020	5,369	3,894	905,577	5.9	4.3

Note. This table shows the number of child abuse and neglect incidents that met criteria for maltreatment and the number of unique child victims who experienced those incidents. Incidents of maltreatment are reported separately by type of maltreatment (physical, sexual, emotional, neglect); one or more incidents may be submitted to the Central Registry involving an individual victim.

³⁰ The FY 2020 unique child abuse and neglect victim rate per 1,000 children (4.3) represents a statistically significant decrease when compared to the average child victim rate during the FY 2011-FY 2020 period (95 percent CI [4.71, 5.23]).

Unique Child Victim Rate per 1,000 in Met Criteria Child Abuse and Neglect Incidents (FY 2011-FY 2020)

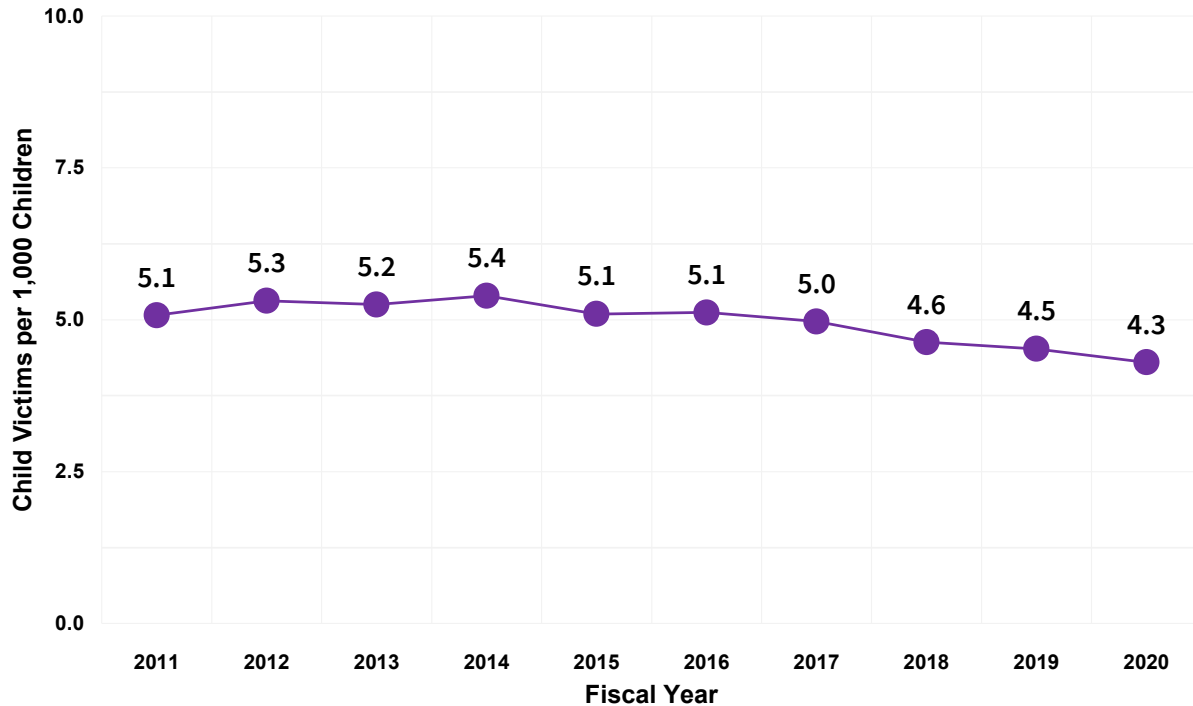


Figure 4. Rates of unique child victims per 1,000 children.

Comparison to Civilian Data

Civilian data compiled by the U.S. Department of Health and Human Services indicates that the U.S. civilian substantiation (very similar to met criteria) rate for reported cases of child abuse and neglect was 16.7 percent in FY 2019,³¹ and the rates have decreased steadily since FY 2003.³² The military met criteria rate for reported incidents was 49.5 percent in FY 2020, which is greater than the FY 2019 rate (45.2 percent). It is important to note that the FY 2020 military met criteria rate for reported incidents was likely impacted by COVID-19 and the resulting stay-at-home orders, while the civilian substantiation rate is for FY 2019, and therefore does not reflect any impacts of the global pandemic. Both the military met criteria rate for reported incidents and the civilian substantiation rate have fluctuated over time; however, the military rate has consistently exceeded the civilian rate in the past decade.

The DoD child abuse and neglect victim rate is less than half of its U.S. civilian population

³¹ Civilian child protective service agencies use the term “substantiate” to designate when an investigation indicated that child abuse or neglect occurred. In 2010, FAP adopted the IDC and standardized research-based decision tree algorithm to determine whether an incident “meets criteria” for abuse or neglect as defined by the DoD. For the purposes of this report, the terms “substantiated” and “met criteria” represent similar determinations.

³² U.S. Department of Health & Human Services, Administration for Children and Families, Administration on Children, Youth and Families, Children’s Bureau. *Child Maltreatment 2003 through 2019* reports, inclusive. Available from <https://www.acf.hhs.gov/cb/research-data-technology/statistics-research/child-maltreatment>

counterpart rate.³³ Specifically, the DoD unique victim rate for FY 2020 was 4.3 per 1,000 children, and the civilian rate for FY 2019 was 8.9 per 1,000 children. Considering that DoD confirms child abuse and neglect at more than twice the civilian rate and still has a lower rate of victims per 1,000 children, the overall rate of child abuse and neglect per child in the military is substantially lower than in the civilian sector. Civilian data for FY 2020 are not yet available, as the report will be released in early 2022.

Demographic Characteristics of Child Victims

Overall, 50 percent of victims in met criteria child abuse and neglect incidents were female and 50 percent were male, which represents a slight departure from recent data when slightly more males were victims in met criteria child abuse and neglect incidents than females. Figure 5 displays the sex of child abuse and neglect victims in met criteria incidents for each maltreatment type. Among children who experienced sexual abuse, the majority were females (93 percent female vs. 7 percent male). More males experienced physical abuse than females (57 percent male vs. 43 percent female), and slightly more males experienced neglect than females (51 percent male vs. 49 percent female). In contrast, slightly more females experienced emotional abuse than males (52 percent female vs. 48 percent male).

Sex of Victims in Met Criteria Child Abuse and Neglect Incidents (FY 2020)

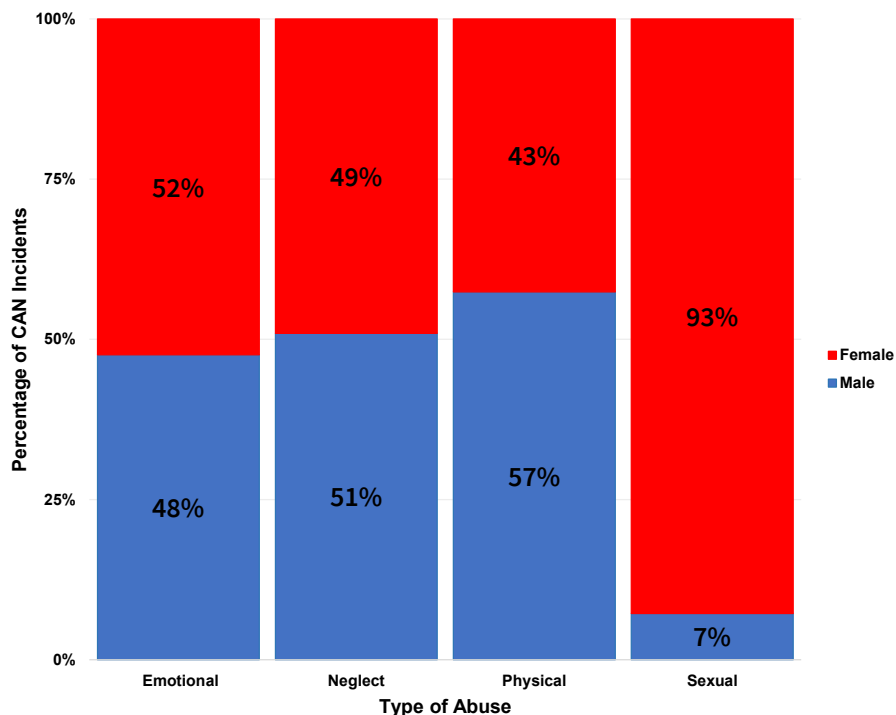


Figure 5. Sex of child victims by maltreatment type in FY 2020 met criteria incidents.

³³ U.S. Department of Health & Human Services, Administration for Children and Families, Administration on Children, Youth and Families, Children’s Bureau. (2021). *Child Maltreatment 2019*. Available from <https://www.acf.hhs.gov/cb/research-data-technology/statistics-research/child-maltreatment>

Figures 6 and 7 highlight the age distribution of child victims in met criteria child abuse and neglect incidents. In FY 2020, there were 3,018 met criteria child abuse and neglect incidents with child victims age 5 or younger, representing more than one-half (56.2 percent) of all victims of child maltreatment in FY 2020. Within this group of victims age 5 or younger, there were 1,337 met criteria incidents involving children 1 year of age or younger and 1,681 involving children ages 2-5 years old. Incidents involving children ages 6-10 represented just under one-quarter (1,310) of all met criteria incidents of abuse or neglect, and just under one-fifth (1,039 incidents) involved children ages 11-17. Additionally, during FY 2020 there were 2 incidents involving children 18 years or older where the abuse occurred while they were still a dependent child.

Ages of Victims in Met Criteria Child Abuse and Neglect Incidents (FY 2020)

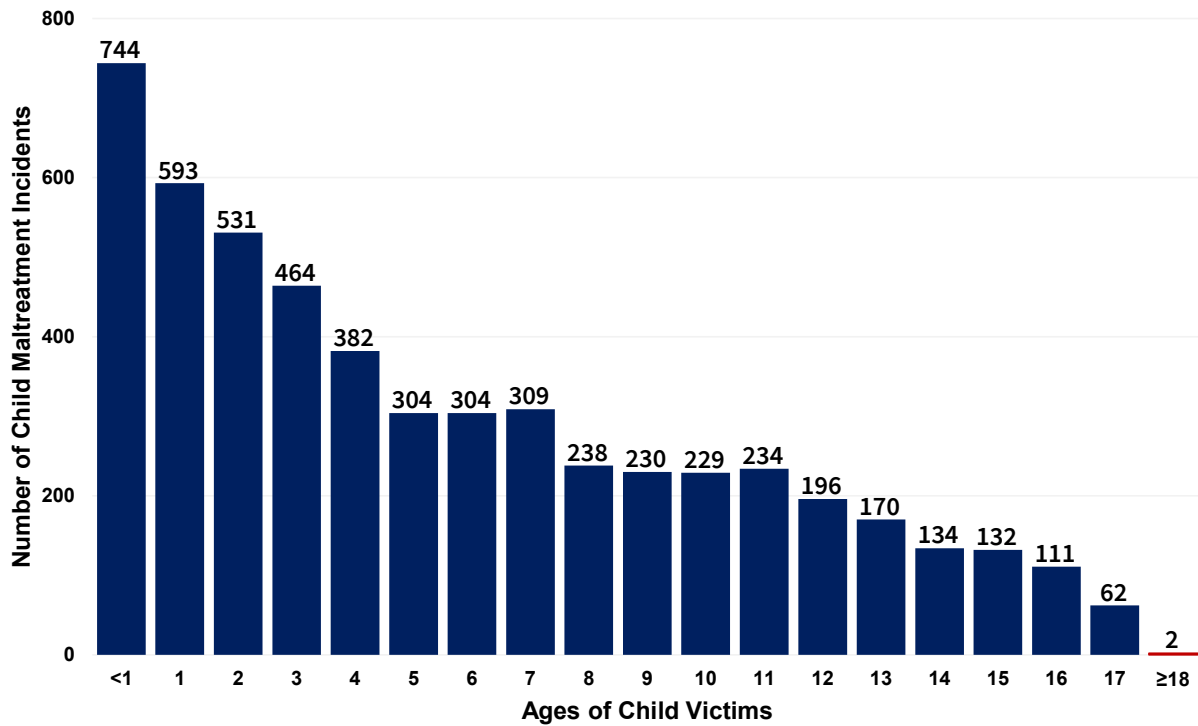


Figure 6. Ages of child victims in met criteria incidents in FY 2020.

When comparing the age distribution of unique victims in child abuse and neglect met criteria incidents in FY 2020 to the age distribution of children in military families, the differences in relative proportions is pronounced. As displayed in Figure 7, a much greater proportion of children in met criteria incidents of child maltreatment are 1 year of age or younger compared to the proportion of such children in the total military child population (24.6 percent vs. 15.0 percent). The same pattern holds for children ages 2-5 (31.0 percent of met criteria incidents vs. 29.1 percent of total child population). Meanwhile, there are fewer child victims in met criteria incidents who are ages 6-10 (24.3 percent) and ages 11-17 (20.1 percent) compared to the proportion of such children in the total military child population (29.6 percent and 26.3 percent, respectively). We did not include the incidents involving victims ages 18 or older in this comparison, as not all military children in this age group are in a dependent status.

Ages of Unique Victims in Met Criteria Child Abuse and Neglect Incidents, Compared to Demographics (FY 2020)

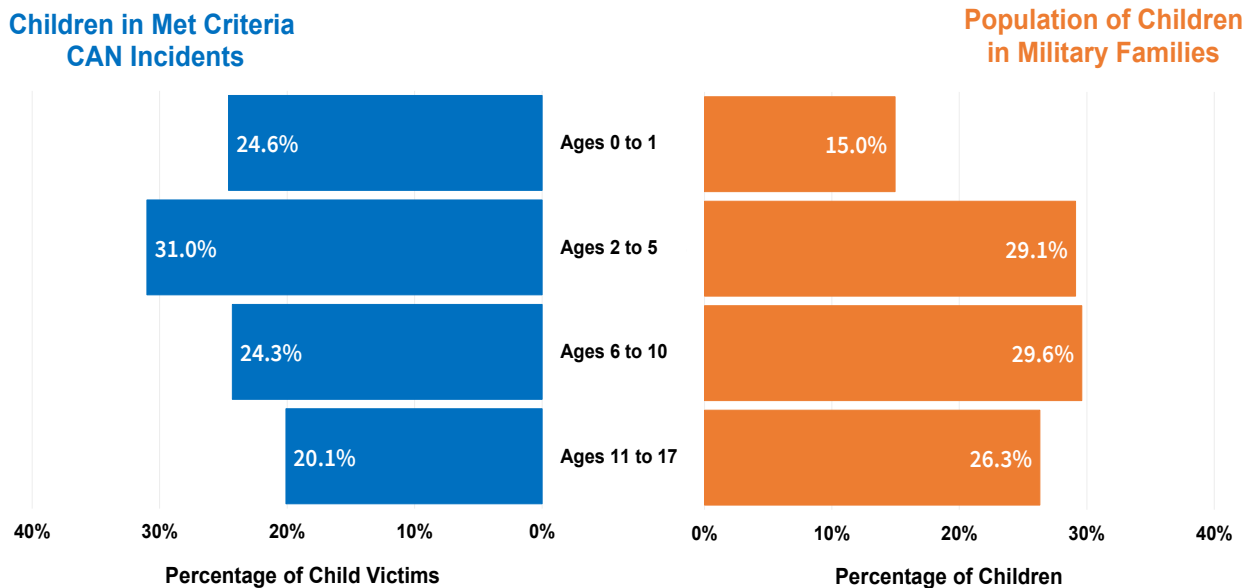


Figure 7. Ages of unique child victims in FY 2020 met criteria incidents and ages of children in the military population.

3-3 ABUSER PROFILE

This section describes characteristics of adults who were involved in incidents that met criteria for child abuse and neglect, including military status and paygrade.

Of the abusers who were involved in met criteria incidents of child abuse and neglect in FY 2020, 49.6 percent were parents who were Service members and 43.0 percent were civilian parents. Fewer were extra-familial caregivers (3.9 percent) or other family members (2.3 percent), and slightly more than 1 percent of abusers had an unknown status (see Figure 8).

Caregiver Status of Abusers in Met Criteria Child Abuse and Neglect Incidents (FY 2020)

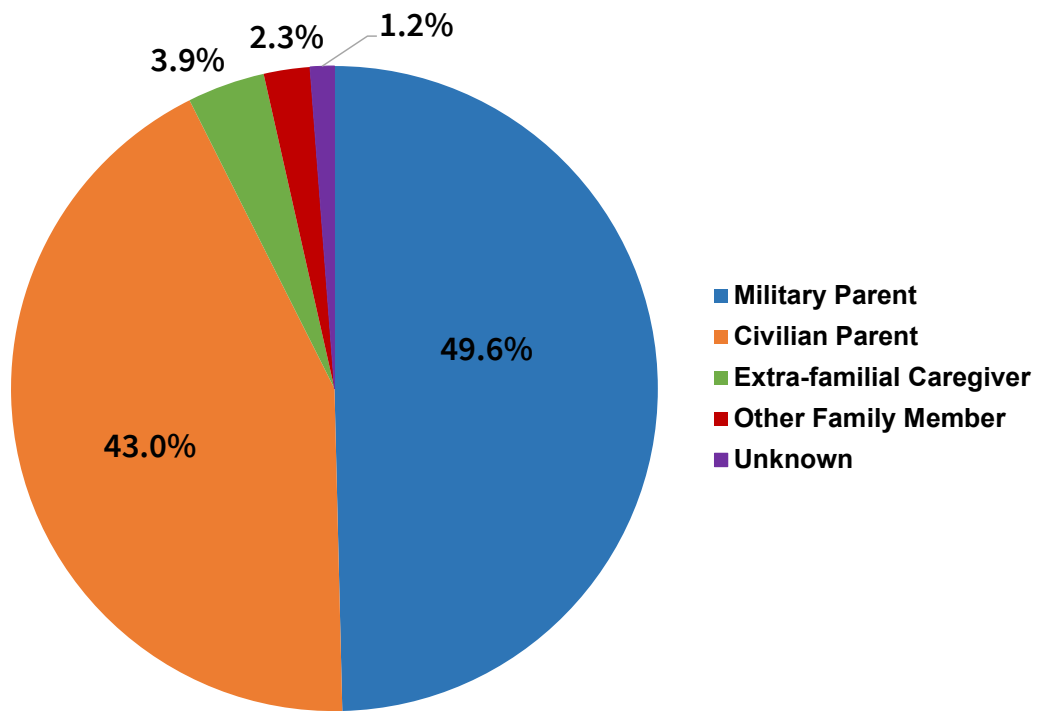


Figure 8. Caregiver status of abusers of met criteria child maltreatment incidents in FY 2020.

Note. Service member parents, referred to as military parents in the figure, include active duty members as well as Reserve and National Guard members who are in an active status.

As shown in Figure 9, the military status distribution of abusers in met criteria child abuse and neglect incidents has been relatively consistent since FY 2011. In FY 2020, 52.3 percent of abusers were Service members and 47.7 percent were civilians.

Military Status of Abusers in Met Criteria Child Abuse and Neglect Incidents (FY 2011-FY 2020)

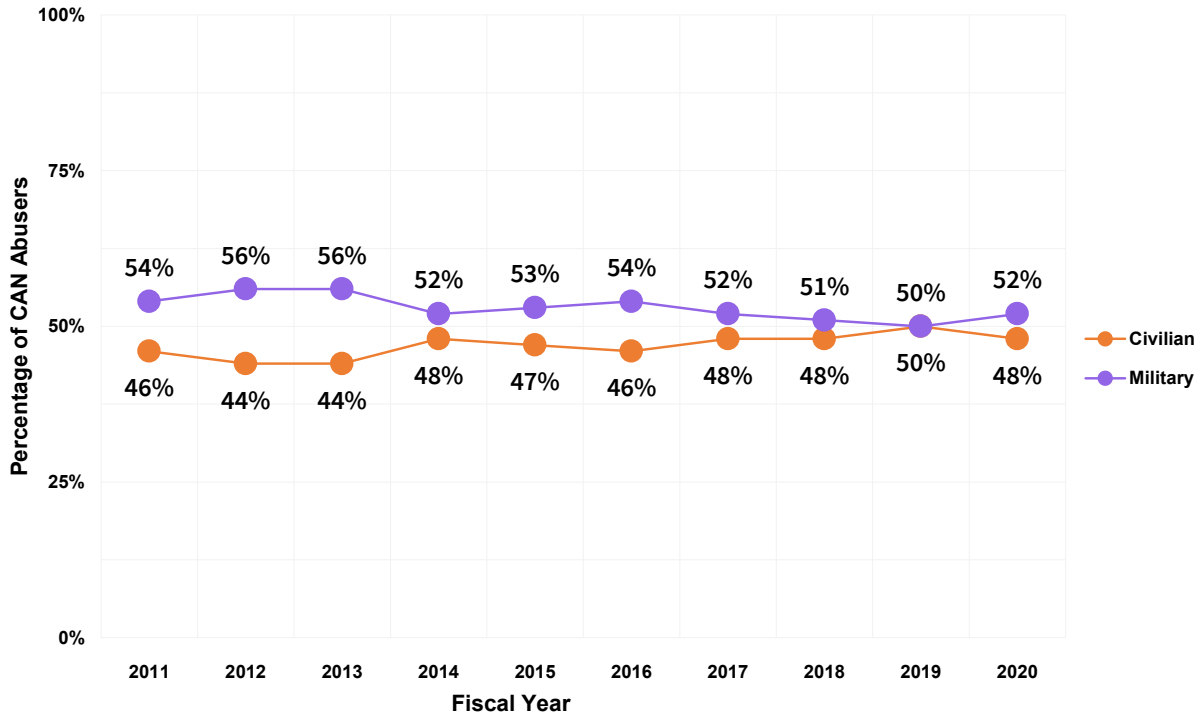


Figure 9. Military status of abusers in met criteria child abuse and neglect incidents.

Figure 10 displays pay grade breakdown for Service member parent abusers who were involved in met criteria child abuse and neglect incidents. The majority of Service member parent abusers were junior enlisted members; 67 percent were E4-E6 and 14 percent were E1-E3. Fewer parent abusers were senior enlisted (E7-E9; 12 percent), officers (3 percent were O1-O3; 3 percent were O4-O10), or warrant officers (1 percent were WO1-WO5).

Pay Grade of Service Member Parent Abusers in Met Criteria Incidents (FY 2020)

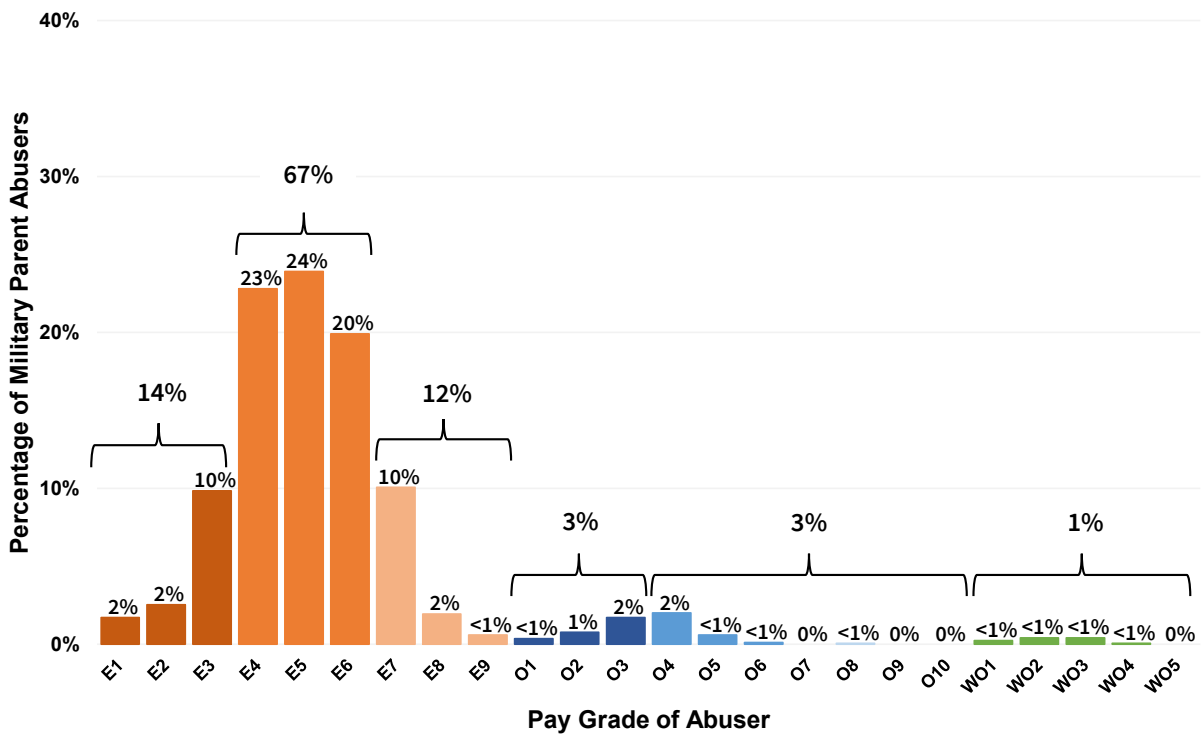


Figure 10. Percentage of Service member parent abusers in each pay grade in FY 2020.

Note. Service member parents, referred to as military parent abusers in the figure, include active duty members as well as Reserve and National Guard members who are in an active status.

When comparing the pay grades of active duty³⁴ parent abusers in met criteria child abuse and neglect incidents to the pay grades of the total population of active duty parents in FY 2020, the differences in relative proportions are pronounced. As displayed in Figure 11, a much greater proportion of active duty parents in met criteria incidents of child maltreatment are in the E4-E6 pay grade (67 percent vs. 49 percent) and the E1-E3 pay grade (14 percent vs. 4 percent) than in the active duty parent population.³⁵

Meanwhile, there are proportionally fewer active duty parents involved in met criteria incidents compared to the active duty parent population in the E7-E9 (12 percent vs. 22 percent), O1-O3 (3 percent vs. 8 percent), O4-O10 (3 percent vs. 14 percent), and WO1-WO5 (1 percent vs. 3 percent) pay grades.

Pay Grade of Active Duty Parent Abusers in Met Criteria Incidents, Compared to Demographics (FY 2020)

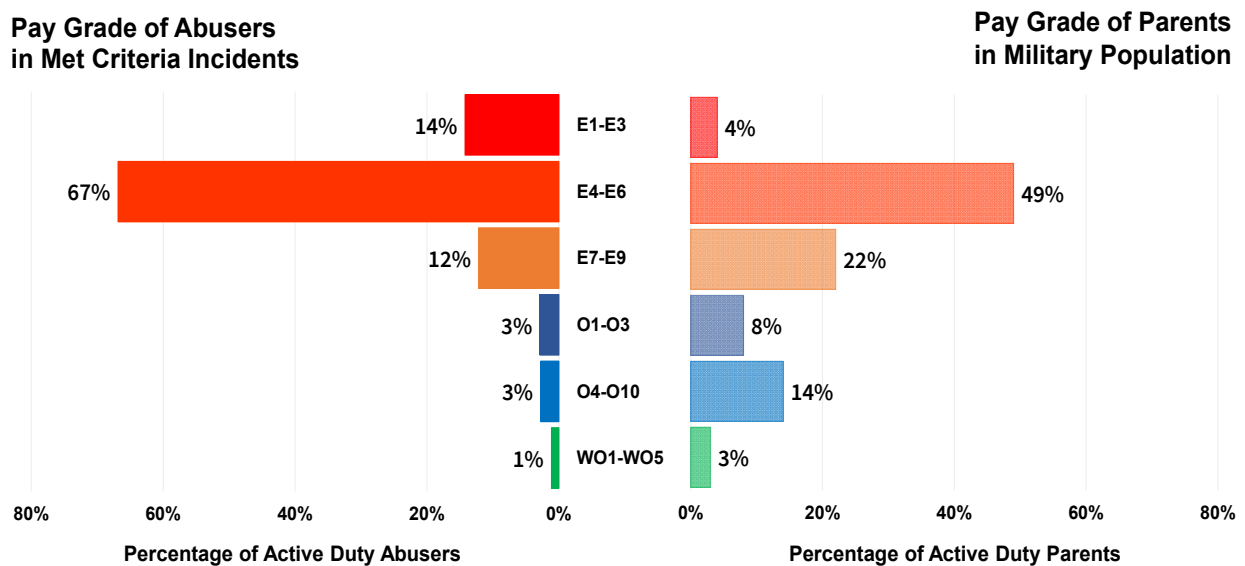


Figure 11. Comparison of the proportion of active duty parent abusers in met criteria child maltreatment incidents with a particular pay grade (on the left) to the proportion of active duty parents in the military population with a particular pay grade (on the right).

³⁴ For the purposes of this report, active duty refers to Regular Component members, exclusively.

³⁵ While Figure 10 displays pay grade of Service member parent abusers in met criteria incidents, this figure focuses on pay grade of active duty parent abusers in met criteria incidents, exclusively.

While the breakdown of active duty parents by pay grade in Figure 11 indicates the greatest proportion of abusers were in the E4-E6 pay grade, the rate of active duty parent abusers per 1,000 involved in child abuse and neglect incidents that met criteria is highest for parents who are in the E1-E3 (12.3) pay grades (see Figure 12). This means that active duty parents in pay grade E1-E3 were more likely to be involved in met criteria incidents of child abuse and neglect than active duty parents in any other pay grade, relative to their proportion in the active duty parent population.

Rate of Active Duty Parent Abusers in Met Criteria Incidents per 1,000 by Pay Grade (FY 2020)

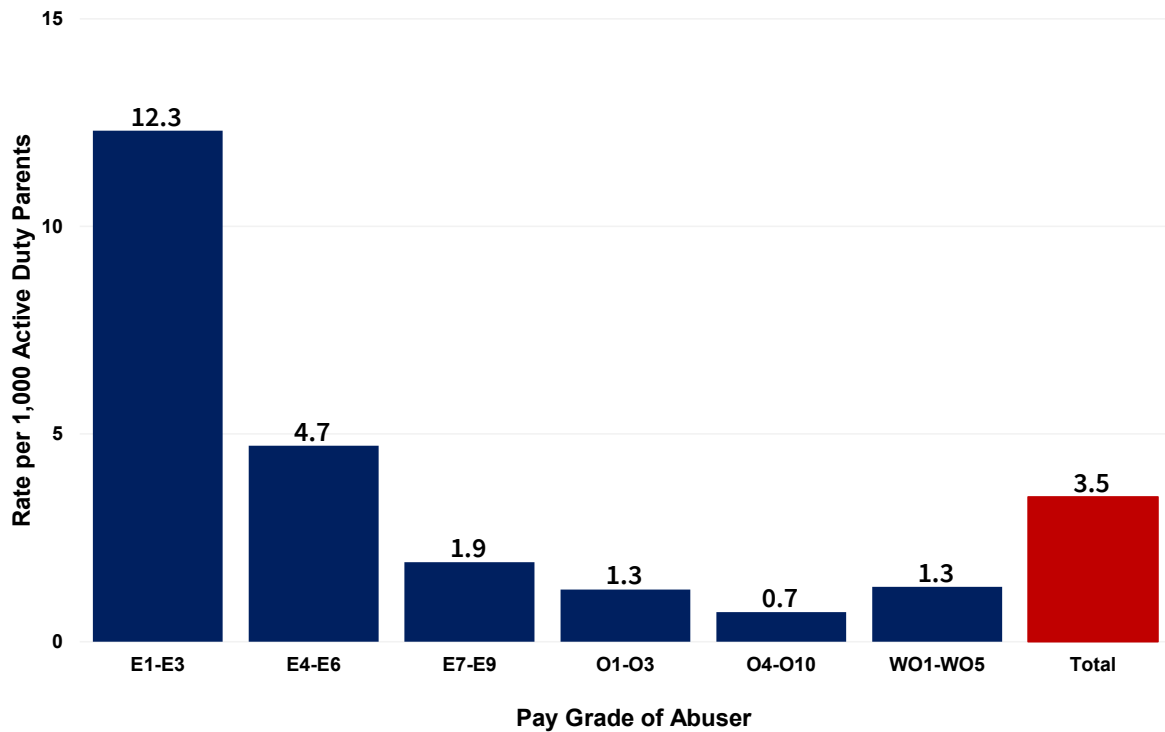


Figure 12. Rate of active duty parent met criteria abusers per 1,000 parents in the population by parent pay grade in FY 2020.

Overall, 54 percent of abusers in child abuse and neglect incidents that met criteria were male and 46 percent were female.

Figure 13 shows the proportions of male and female abusers in met criteria incidents for each type of child maltreatment, and demonstrates how the sex of abusers varies in these incidents. The vast majority of abusers for incidents of child sexual abuse were male (97 percent male vs. 3 percent female). Males were also more likely to be abusers in physical abuse incidents (60 percent male vs. 40 percent females) and emotional abuse incidents (60 percent male vs. 40 percent female). In contrast, among incidents of neglect, the most common type of child maltreatment in military families, 53 percent of abusers were female and 47 percent were male.

Sex of Abusers in Met Criteria Child Abuse and Neglect Incidents by Maltreatment Type (FY 2020)

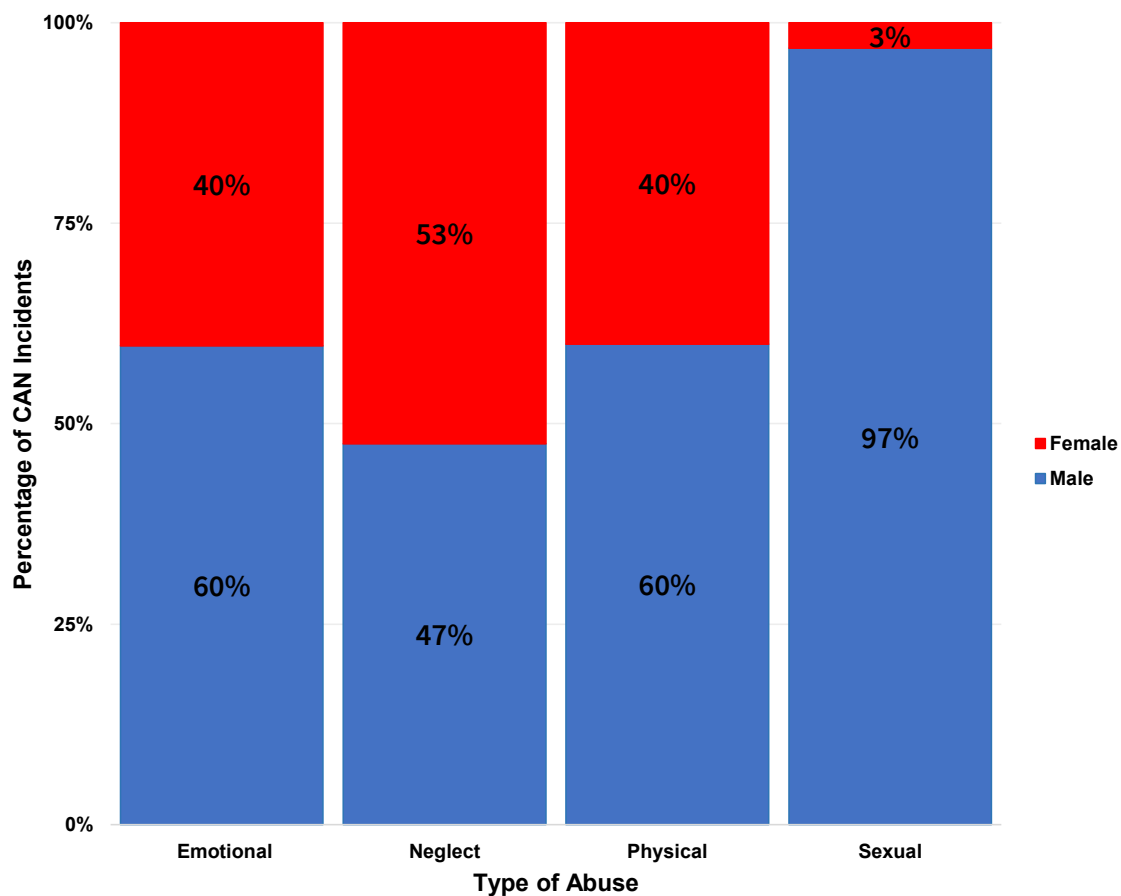


Figure 13. Sex of abusers in met criteria child abuse and neglect incidents by maltreatment type in FY 2020.

Note. In 20 met criteria incidents of child abuse and neglect, the sex of the abuser was unknown.

3-4. CHILD SEXUAL ABUSE

For the third time in this annual report series, we specifically examine child sexual abuse as a subset of child abuse.³⁶ These incidents are also reported in an appendix to the *2020 Annual Report on Sexual Assault in the Military*.³⁷ Child sexual abuse is defined as:

“The employment, use, persuasion, inducement, enticement, or coercion of any child to engage in, or assist any other person to engage in, any sexually explicit conduct or simulation of such conduct for the purpose of producing a visual depiction of such conduct; or the rape, and in cases of caretaker or inter-familial relationships, statutory rape, molestation, prostitution, or other form of sexual exploitation of children, or incest with children.”³⁸

In FY 2020, there were 222 met criteria incidents of child sexual abuse (see Table 3), and 209 unique victims of child sexual abuse who received FAP services. Given there were more incidents than victims, one or more victims experienced more than one incident of child sexual abuse in the same fiscal year. Despite the slight increase in the rate of child sexual abuse incidents per 1,000 military children in FY 2020, the rate has decreased overall since FY 2009.³⁹

Table 3: Incidents of Met Criteria Child Sexual Abuse (FY 2011-FY 2020)

Fiscal Year	Met Criteria Incidents	Met Criteria Child Sexual Abuse Incidents	Child Population	Met Criteria Child Sexual Abuse Incidents/1000	Percentage of Overall Met Criteria Child Abuse
2011	6,819	374	1,165,812	0.321	5.48
2012	7,003	346	1,140,024	0.304	4.94
2013	6,989	289	1,099,702	0.263	4.14
2014	7,676	328	1,050,889	0.312	4.27
2015	7,208	317	1,005,626	0.315	4.40
2016	6,998	311	969,058	0.321	4.44
2017	6,450	286	939,186	0.305	4.43
2018	6,010	227	921,193	0.246	3.78
2019	5,600	212	917,891	0.231	3.79
2020	5,369	222	905,577	0.245	4.13

Note: Total met criteria child abuse incidents numbers include physical abuse, sexual abuse, emotional abuse, and neglect met criteria numbers combined.

³⁶ DoDI 6400.01, “Family Advocacy Program (FAP),” May 1, 2019 defines child abuse as the physical or sexual abuse, emotional abuse, or neglect of a child by a parent, guardian, foster parent, or by a caregiver, whether the caregiver is intra-familial or extra-familial, under circumstances indicating the child’s welfare is harmed or threatened. Such acts by a sibling, other family member, or other person shall be deemed to be child abuse only when the individual is providing care under express or implied agreement with the parent, guardian, or foster parent.

³⁷ The *2020 Annual Report on Sexual Assault in the Military* will be released on April 30, 2021.

³⁸ DoDI 6400.03, “Family Advocacy Command Assistance Team (FACAT),” Glossary, April 25, 2014, as amended.

³⁹ Despite the slight uptick from FY 2019 to FY 2020, the FY 2020 number of met criteria incidents (222) of child sexual abuse incidents and the rate of child sexual abuse incidents per 1,000 military children (0.245) represent a statistically significant decrease when compared to their respective averages during the FY 2011-FY 2020 period (95 percent CI [251.67, 330.73] and [0.261, 0.312], respectively).

As shown in Figure 14, of the 209 unique victims of child sexual abuse who received FAP services in FY 2020, 92.3 percent were female and 7.7 percent were male. Of the 176 abusers, 96.0 percent were male and 3.4 percent were female, and 1 was unknown (0.6 percent).

Sex of Unique Victims and Abusers in Met Criteria Child Sexual Abuse Incidents (FY 2020)

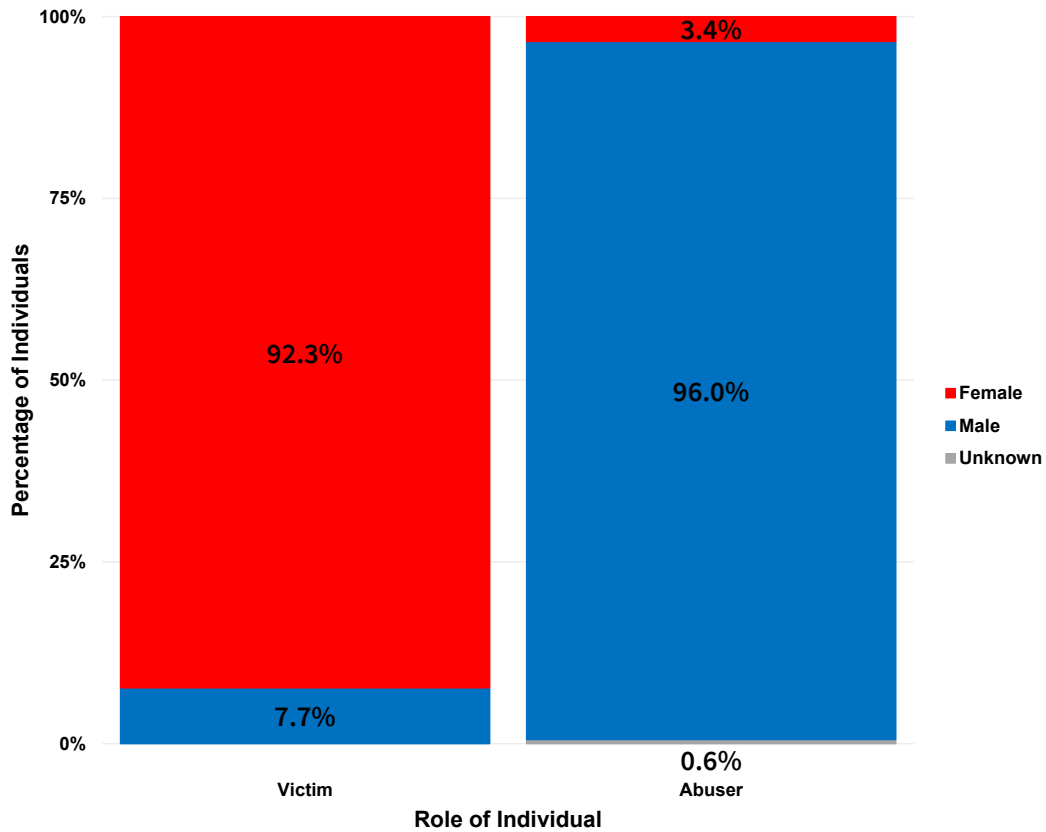


Figure 14. Sex of victims and abusers in met criteria incidents of child sexual abuse in FY 2020.

Figure 15 highlights the age ranges of victims in met criteria child sexual abuse incidents. Four (1.9 percent) victims were ages 0-1, 22 (10.5 percent) were ages 2-5, 64 (30.6 percent) were ages 6-10, and 118 (56.5 percent) were ages 11-17. There was one victim (0.5 percent), 18 years or older, who experienced sexual abuse while the victim was still a child dependent.

Ages of Unique Victims of Child Sexual Abuse (FY 2020)

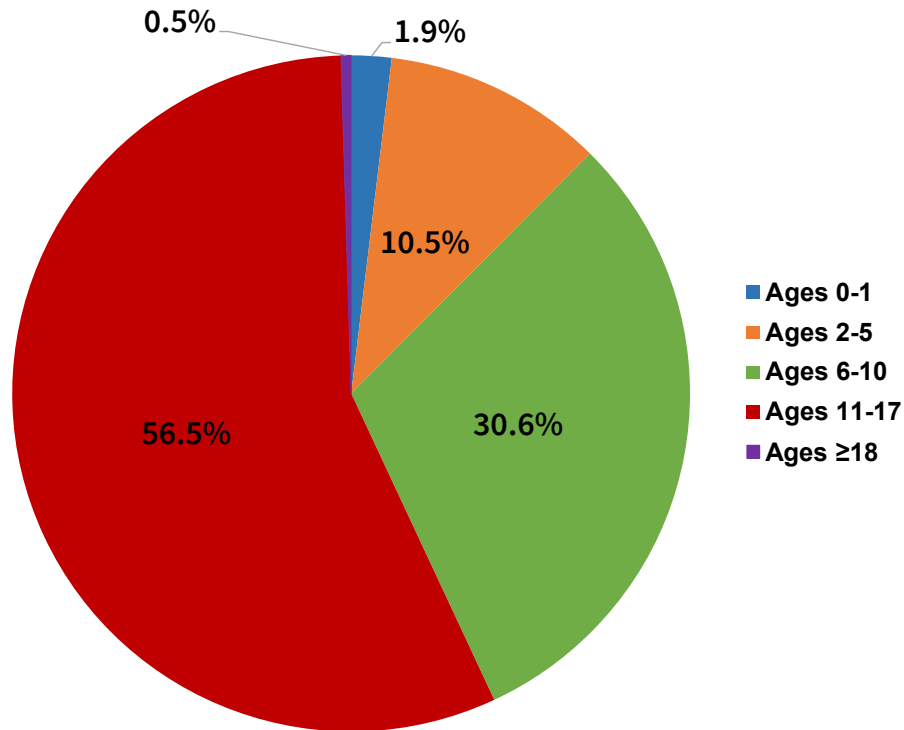


Figure 15. Ages of unique victims in met criteria incidents of child sexual abuse in FY 2020.

As shown in Figure 16, of the abusers in met criteria child sexual abuse incidents, 51.1 percent were Service member parents, 14.8 percent were civilian parents, 13.6 percent were other family members, and 20.5 percent were extra-familial caregivers.

Of the 113 abusers who were Service members, 112 were active duty and 1 was a member of the Reserves. Of the 113 Service members, 106 (93.8 percent) were enlisted members, 5 (4.4 percent) were officers, and 2 (1.8 percent) were warrant officers.

Caregiver Status of Unique Abusers in Met Criteria Child Sexual Abuse Incidents (FY 2020)

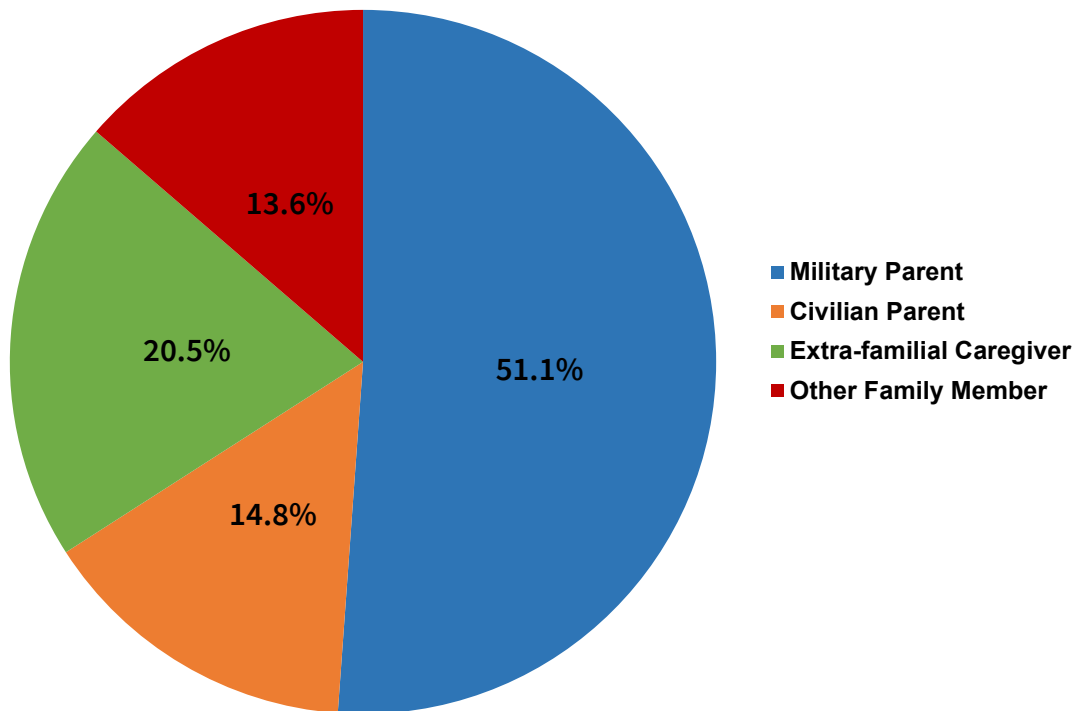


Figure 16. Caregiver status of unique abusers in met criteria incidents of child sexual abuse in FY 2019.

Note. Service member parents, referred to as military parents in the figure, include active duty members as well as Reserve and National Guard members who are in an active status.

3-5. CHILD ABUSE FATALITIES

As discussed previously, FY 2020 fatality reviews will take place in the Military Services in FY 2022. Data on child fatalities included in this report represent only those fatalities taken to the IDC after the death of the victim and met criteria for child abuse and neglect in FY 2020.

There were 31 child abuse-related fatalities involving 48 abusers taken to the IDC and entered into the Central Registry in FY 2020 (see Table 4). Four child victims and 22 met criteria abusers were previously known to the Central Registry.⁴⁰ Among the child fatality victims, 8 (25.8 percent) were female and 23 (74.2 percent) were male. Nineteen (61.3 percent) child victims were 1 year of age or younger, 9 (29.0 percent) child victims were 2-5 years old, and 3 (9.7 percent) child victims were 6-11 years old. Among the met criteria abusers in these child fatality incidents, 25 (52.1 percent) were female, 20 (41.7 percent) were male, and the sex was unknown for 3 (6.2 percent). Twenty of the met criteria abusers were Service members, 25 abusers were civilians, and the military status was unknown for 3 abusers.

Table 4: Child Abuse and Neglect Fatalities Reported to FAP in FY 2020

Total Fatalities: 31	
- 48 Met criteria abusers involved (including 14 fatalities with 2 or more abusers)	
- 4 Child victims previously known to the Central Registry	
- 22 Met criteria abusers previously known to the Central Registry	
Victims	
Sex of Victims	Ages of Victims
- 8 Female	- 19 One year of age or younger
- 23 Male	- 9 Between ages 2-5 years old
	- 3 Between ages 6-11 years old
Met Criteria Abusers	
Sex of Abusers	Military Status of Abusers
- 25 Female	- 20 Service member
- 20 Male	- 25 Civilian
- 3 Unknown	- 3 Unknown

Note: Represents only those fatalities taken to the IDC in FY 2020. Military Service fatality reviews of these incidents will take place in FY 2022. Service member includes active duty members as well as Reserve and National Guard members who are in an active status.

⁴⁰ “Known to the Central Registry” means that the victim or abuser was involved in a previous met criteria incident of abuse.

4. DOMESTIC ABUSE

This section discusses reports to FAP of domestic abuse (spouse abuse and intimate partner abuse) in FY 2020, incidents of spouse abuse and intimate partner abuse that met criteria, and the characteristics of those adult victims and abusers involved in cases that met criteria.

DoD policy defines domestic abuse as “domestic violence, or a pattern of behavior resulting in emotional/psychological abuse, economic control, and/or interference with personal liberty that is directed to a person who is:

- A current or former spouse;
- A person with whom the abuser shares a child in common; or
- A current or former intimate partner with whom the abuser shares or has shared a common domicile.”⁴¹

For purposes of this report, we provide distinct analyses of incidents of spouse abuse and incidents of intimate partner abuse, as well as an analysis of the umbrella category of domestic abuse, which contains the sum of all incidents.

Spouse abuse – Either the victim or abuser may have been a Service member or the civilian spouse of a Service member.

Intimate partner abuse – In FY 2006, an additional category, “intimate partner”, was added to capture incidents involving: (1) a former spouse; (2) a person with whom the victim shares a child in common; or (3) a current or former intimate partner with whom the victim shares or has shared a common domicile. In such cases, the victim or the abuser may have been a Service member or civilian.

Domestic abuse, per DoD policy, represents four distinct types of abuse for either spouse or intimate partner abuse: physical abuse, emotional abuse, sexual abuse, and neglect. Spousal neglect is a type of domestic abuse in which an adult fails to provide necessary care or assistance for his or her spouse who is incapable of self-care physically, emotionally, or culturally. Each of these types of abuse is outlined in implementing guidance for use during the standardized incident determination process.⁴²

Incidents of domestic abuse are reported separately by type of abuse; one or more incidents may be submitted to the Central Registry involving an individual victim. Prior to FY 2015, incidents may have included multiple types of abuse under one incident; as explained previously, reporting was standardized for consistency.

⁴¹ DoDI 6400.06, August 21, 2007.

⁴² DoDM 6400.01, Volume 3, Glossary, August 11, 2016.

4-1. DOMESTIC ABUSE INCIDENTS

In FY 2020, there were a total of 7,903 met criteria incidents of domestic abuse. As shown in Figure 17, physical abuse represented nearly three-quarters (73.11 percent) of these incidents, emotional abuse represented a little less than one quarter (22.71 percent), and fewer incidents involved sexual abuse (4.14 percent) and neglect (0.04 percent).

Domestic abuse incidents involving sexual abuse comprised 4.14 percent of all met criteria domestic abuse incidents, representing an increase of 0.23 percentage points from the percentage in FY 2019 (3.91). Since FY 2013, the proportion of domestic abuse incidents involving sexual abuse has increased incrementally, although there was a slight decrease in FY 2018. In FY 2020, the increase in the proportion of adult sexual abuse incidents as a subset of domestic abuse is statistically significant when compared to the 10-year average.⁴³

Types of Domestic Abuse in Met Criteria Incidents (FY 2020)

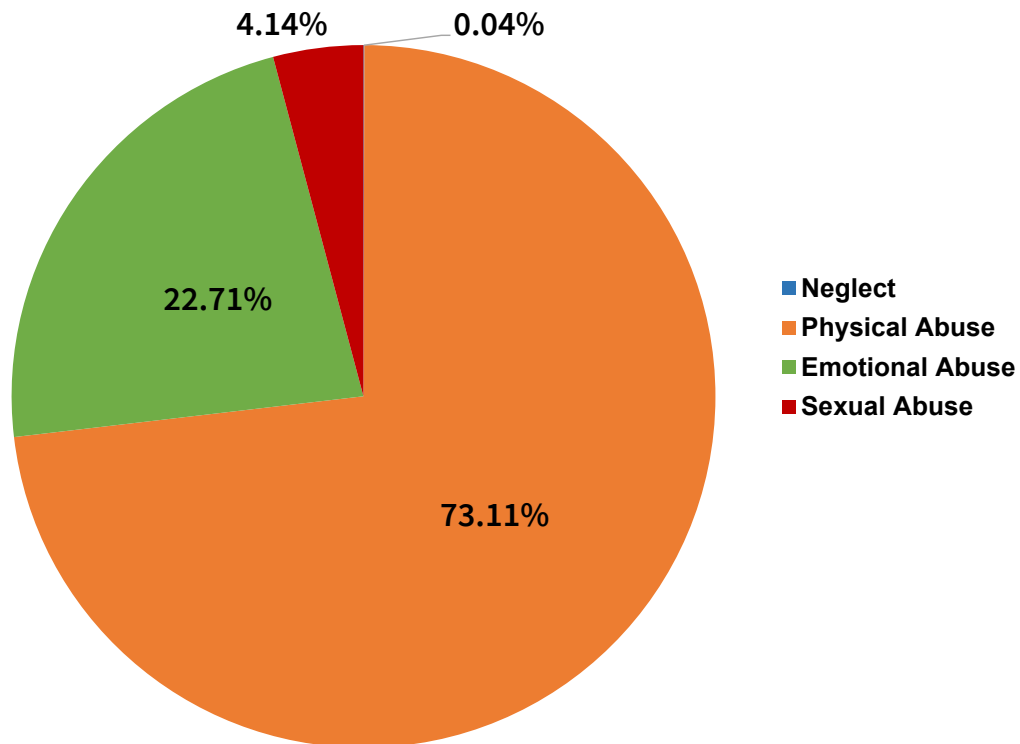


Figure 17. Percentage of the types of abuse in domestic abuse incidents that met DoD criteria in FY 2020.

Note. Domestic abuse includes spouse abuse and intimate partner abuse incidents.

⁴³ The FY 2020 proportion (4.14 percent) of adult sexual abuse incidents among all domestic abuse incidents represents a statistically significant increase when compared to the average proportion of sexual abuse incidents among domestic abuse incidents during the FY 2011-FY 2020 period (95 percent CI [0.0262, 0.0366]).

4-2. SPOUSE ABUSE

As outlined in the previous section, spouse abuse includes acts of physical abuse, sexual abuse, emotional abuse, or neglect. Incidents of abuse are reported separately by type of abuse; one or more incidents may be submitted to the Central Registry involving an individual victim. As noted previously, prior to FY 2015, incidents may have included multiple types of abuse under one incident; reporting was standardized for consistency. The data on spouse abuse included in this section are limited to only those incidents involving married individuals.

There are three rates calculated for spouse abuse in this report: the rate of reported incidents, the rate of met criteria incidents, and the rate of spouse victimization. The first two rates can be impacted by external factors. For example, the rate of reports can fluctuate based on the impact of awareness campaigns, training, and efforts to reduce stigma in the community associated with contacting FAP. Process improvements such as the implementation of the IDC and counting each type of maltreatment as a distinct incident can impact the rate of met criteria incidents. The spouse abuse victimization rate measures the number of married individuals who experience spouse abuse per 1,000 married military couples, and offers an alternative way to examine the rates of spouse abuse.

As shown in Table 5, the FY 2020 rate of reported spouse abuse per 1,000 married couples was 20.4, which is lower than the rate per 1,000 in FY 2019 (21.7). This numerical difference of 1.3 represents a 6.0 percent decrease in the rate of reported incidents and is statistically significant.⁴⁴

Table 5: Reports and Incidents of Spouse Abuse (FY 2011-FY 2020)

Fiscal Year	Reported Incidents	Met Criteria Incidents	Married Couples Population	Reports/1000	Met Criteria Incidents/1000
2011	19,277	8,386	753,110	25.6	11.1
2012	18,671	8,345	734,308	25.4	11.4
2013	17,295	7,935	713,135	24.3	11.1
2014	16,287	7,464	690,460	23.6	10.8
2015	15,725	7,892	665,429	23.6	11.9
2016	15,144	7,661	646,782	23.4	11.8
2017	15,657	7,153	638,132	24.5	11.2
2018	15,242	7,015	628,167	24.3	11.2
2019	13,571	6,800	626,705	21.7	10.9
2020	12,663	6,596	620,387	20.4	10.6

Note. Incidents of spouse abuse are reported separately by type of abuse; one or more incidents may be submitted to the Central Registry involving an individual victim.

⁴⁴ The FY 2020 rate of spouse abuse reports per 1,000 married couples (20.4) represents a statistically significant decrease when compared to the average rate of spouse abuse reports during the FY 2011-FY 2020 period (95 percent CI [22.53, 24.82]).

There were 6,596 incidents of spouse abuse that met criteria in FY 2020. The rate of met criteria spouse abuse incidents per 1,000 married couples was 10.6, which is lower than the rate per 1,000 in FY 2019 (10.9). This numerical difference of 0.3 represents a 2.8 percent decrease in the rate of incidents that met criteria. The FY 2020 rate of incidents that met criteria represents a statistically significant decrease when compared to the 10-year average.⁴⁵ The rate of spouse abuse reported to FAP and the rate of spouse abuse incidents that met criteria per 1,000 married couples from FY 2011-FY 2020 are displayed in Figure 18.

Spouse Abuse Reports vs. Met Criteria Incident Rates per 1,000 Married Couples (FY 2011-FY 2020)

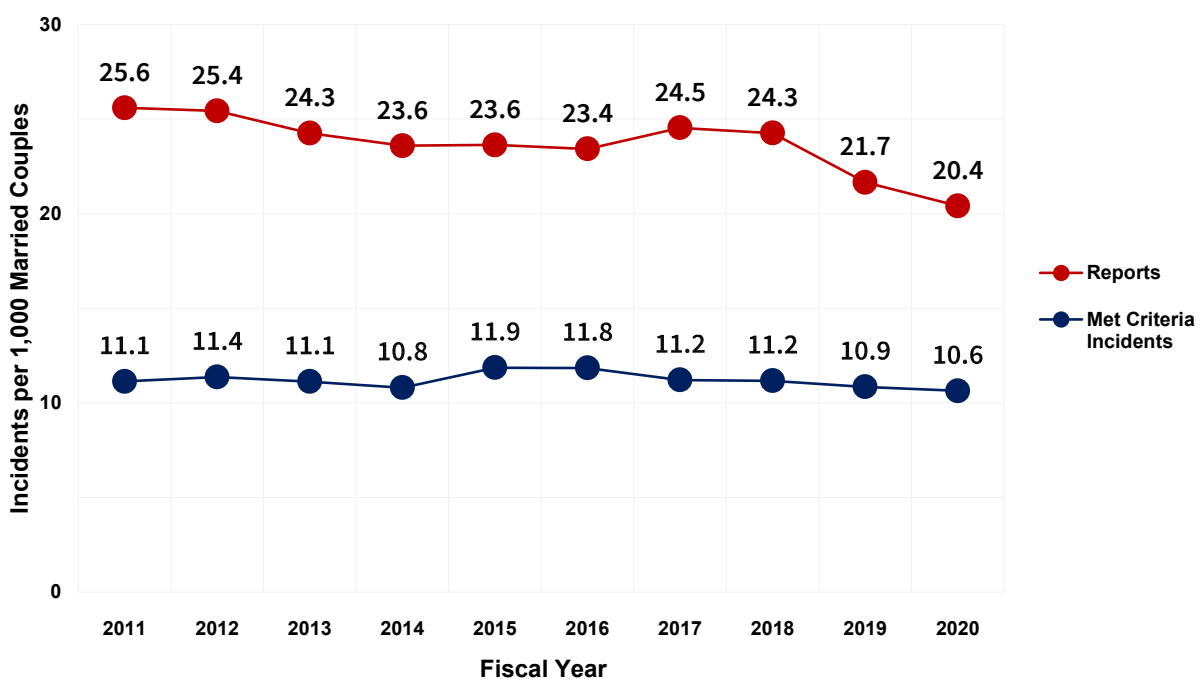


Figure 18. Rates of spouse abuse incidents reported to FAP and the rates of spouse abuse incidents that met DoD criteria per fiscal year.

Note. Prior to FY 2015, incidents may have included multiple types of abuse (physical, sexual, emotional, neglect) under one incident report.

⁴⁵ The FY 2020 rate of met criteria spouse abuse incidents per 1,000 married couples (10.6) represents a statistically significant decrease when compared to the average rate per 1,000 married couples during the FY 2011-FY 2020 period (95 percent CI [10.91, 11.49]).

As shown in Table 6, there were 5,363 unique victims of spouse abuse in FY 2020. The FY 2020 unique spouse abuse victim rate per 1,000 married couples was 8.6, which is lower than the rate per 1,000 in FY 2019 (8.8) (see Figure 19). This numerical difference of 0.2 represents a 2.3 percent decrease in the rate of reported incidents and represents a statistically significant decrease when compared to the average 10-year rate.⁴⁶

Table 6: Unique Victims of Spouse Abuse (FY 2011-FY 2020)

Fiscal Year	Met Criteria Incidents	Unique Victims	Married Couples Population	Met Criteria Incidents/1000	Rate of Victims/1000
2011	8,386	7,510	753,110	11.1	10.0
2012	8,345	7,462	734,308	11.4	10.2
2013	7,935	6,928	713,135	11.1	9.7
2014	7,464	6,491	690,460	10.8	9.4
2015	7,892	6,314	665,429	11.9	9.5
2016	7,661	6,033	646,782	11.8	9.3
2017	7,153	5,781	638,132	11.2	9.1
2018	7,015	5,550	628,167	11.2	8.8
2019	6,800	5,505	626,705	10.9	8.8
2020	6,596	5,363	620,387	10.6	8.6

Note. This table shows the number of spouse abuse incidents that met criteria and the number of unique victims who experienced those incidents. Incidents of abuse are reported separately by type of abuse (physical, sexual, emotional, neglect); one or more incidents may be submitted to the Central Registry involving an individual victim.

⁴⁶ The FY 2020 spouse abuse victim rate per 1,000 married couples (8.6) represents a statistically significant decrease when compared to the average spouse abuse victim rate per 1,000 married couples during the FY 2011-FY 2020 period (95 percent CI [8.97, 9.71]).

Rate of Unique Spouse Abuse Victims per 1,000 Married Couples (FY 2011-FY 2020)

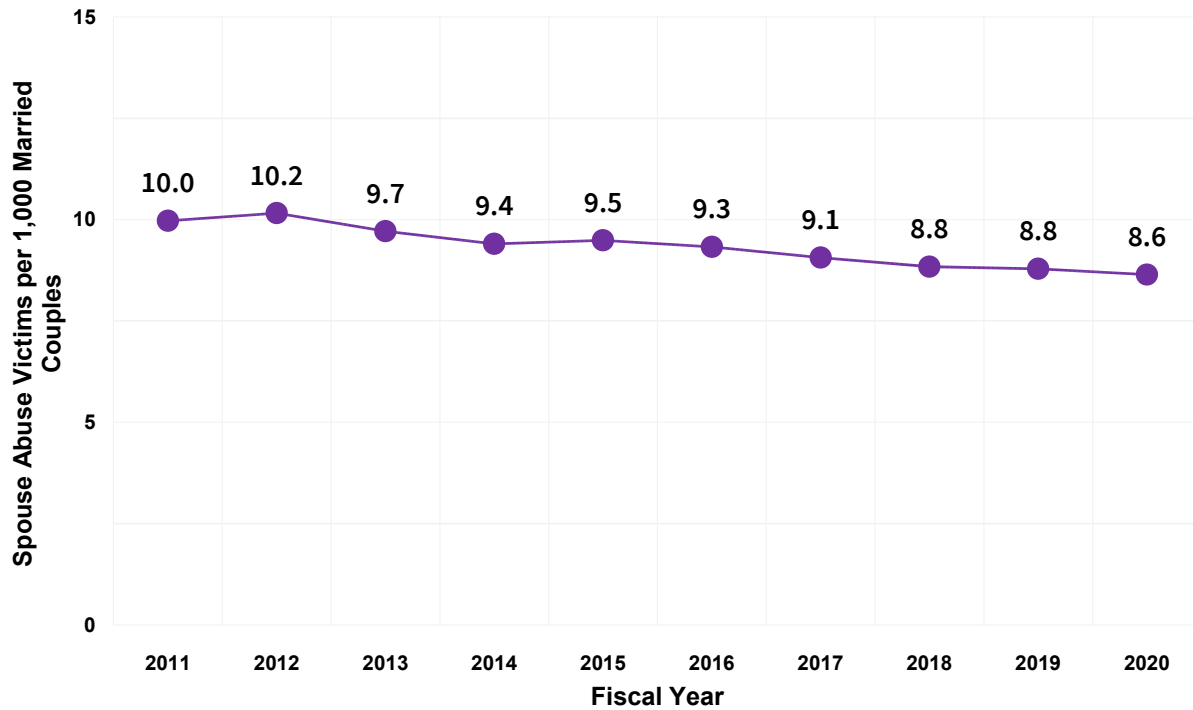


Figure 19. Yearly rates of unique spouse abuse victims per 1,000 married couples in the military population.

Comparison to Civilian Data

Unlike child abuse and neglect, there is no federal mechanism to track rates of civilian spouse abuse for comparison to the military population. This is, in part, because each state has different laws and definitions of domestic abuse.

Spouse Abuse Victim Profile

This section describes adults who were victims in met criteria incidents of spouse abuse.

The military status of victims involved in spouse abuse incidents that met criteria in FY 2020 are displayed in Figure 20. Of the total victims, 52 percent were Service members and 48 percent were civilians.

Military Status of Unique Victims in Met Criteria Spouse Abuse Incidents (FY 2020)

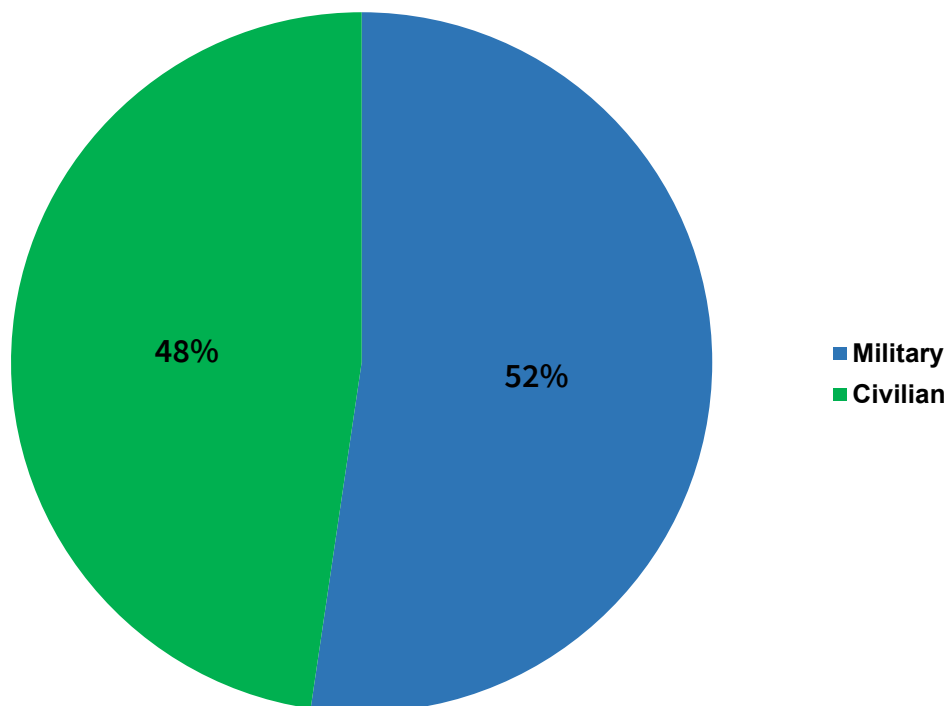


Figure 20. Military status of spouse abuse victims in FY 2020.

Note. Military includes active duty members as well as Reserve and National Guard members who are in an active status.

Overall, 69 percent of victims of spouse abuse in met criteria incidents were female and 31 percent of the victims were male.

Figure 21 displays the sex of spouse abuse victims for each abuse type. Females experienced all types of abuse more than males. Ninety-four percent of spouse abuse victims who experienced sexual abuse were female versus 6 percent male. For emotional abuse, 77 percent of victims were female versus 23 percent male. Among incidents of physical abuse, the common type of domestic abuse in military families, 65 percent of victims were female versus 35 percent male. While 100 percent of victims of neglect were female, it is important to note that neglect accounts for less than 0.1 percent of all met criteria domestic abuse incidents.

Sex of Victims in Met Criteria Spouse Abuse Incidents (FY 2020)

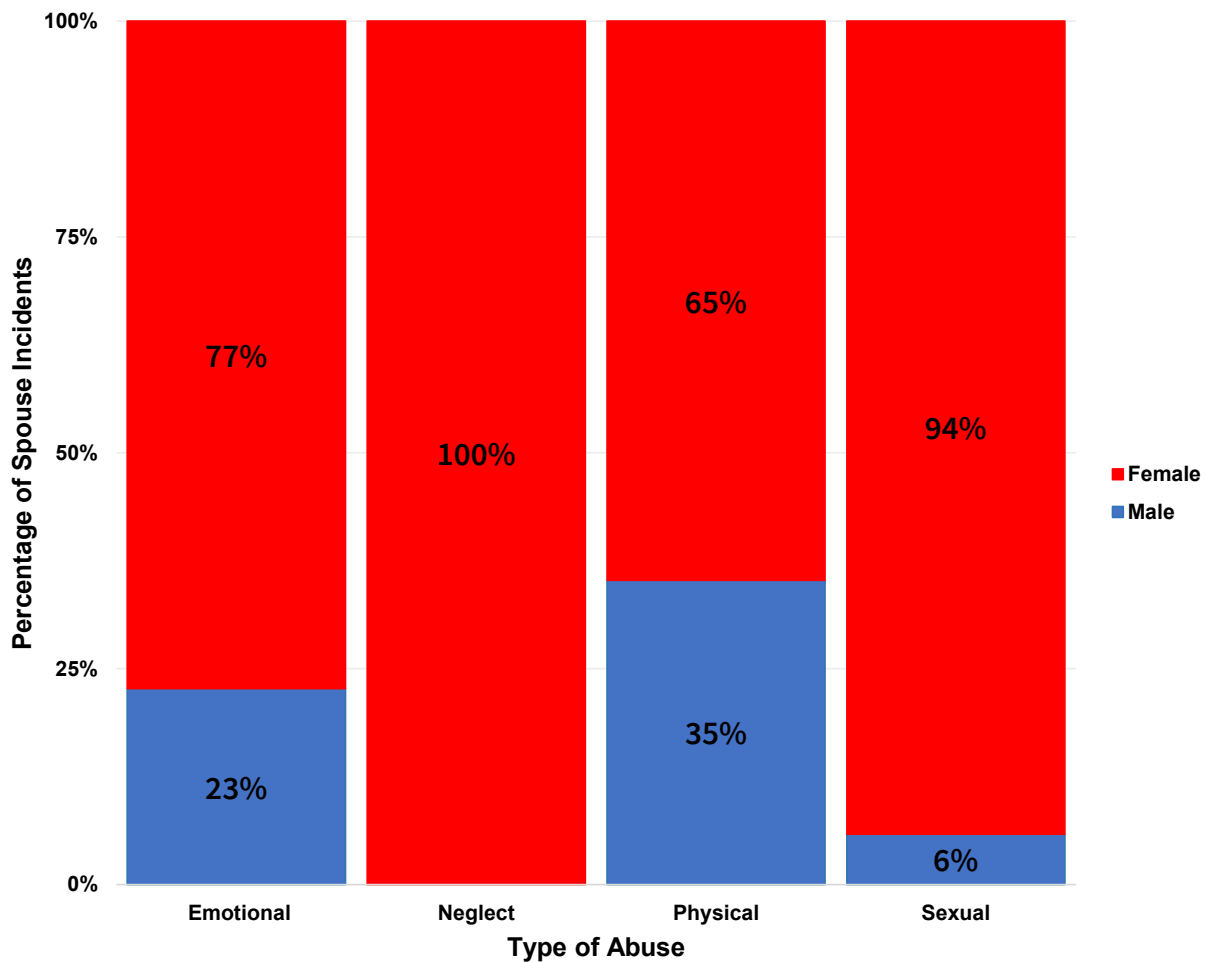


Figure 21. Sex of victims in met criteria spouse abuse incidents, by type of abuse in FY 2020.

Spouse Abuser Profile

This section describes characteristics of adults who were the abusers involved in incidents that met criteria for spouse abuse, including military status and pay grade.

The military status of abusers involved in spouse abuse incidents that met criteria in FY 2020 are displayed in Figure 22. Sixty percent of abusers were military members and 40 percent were civilians.

Military Status of Abusers in Met Criteria Spouse Abuse Incidents (FY 2020)

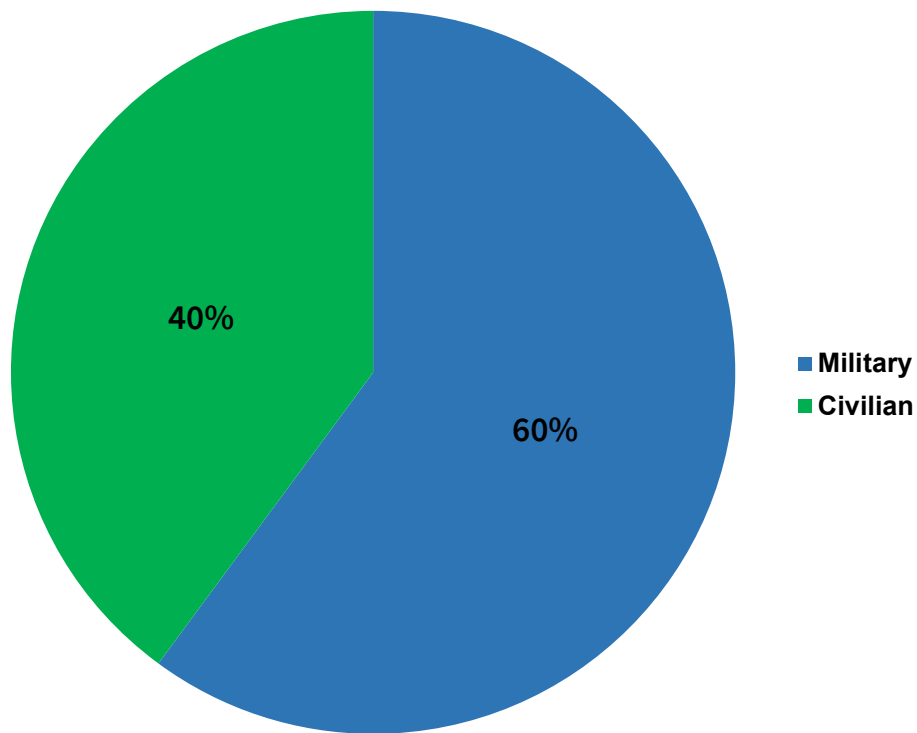


Figure 22. Military status of abusers in met criteria spouse abuse incidents in FY 2020.

Note. Military includes active duty members as well as Reserve and National Guard members who are in an active status.

As shown in Figure 23, the military status distribution of abusers in met criteria spouse abuse incidents has been relatively consistent since FY 2010.

Military Status of Unique Abusers in Met Criteria Spouse Abuse Incidents (FY 2011-FY 2020)

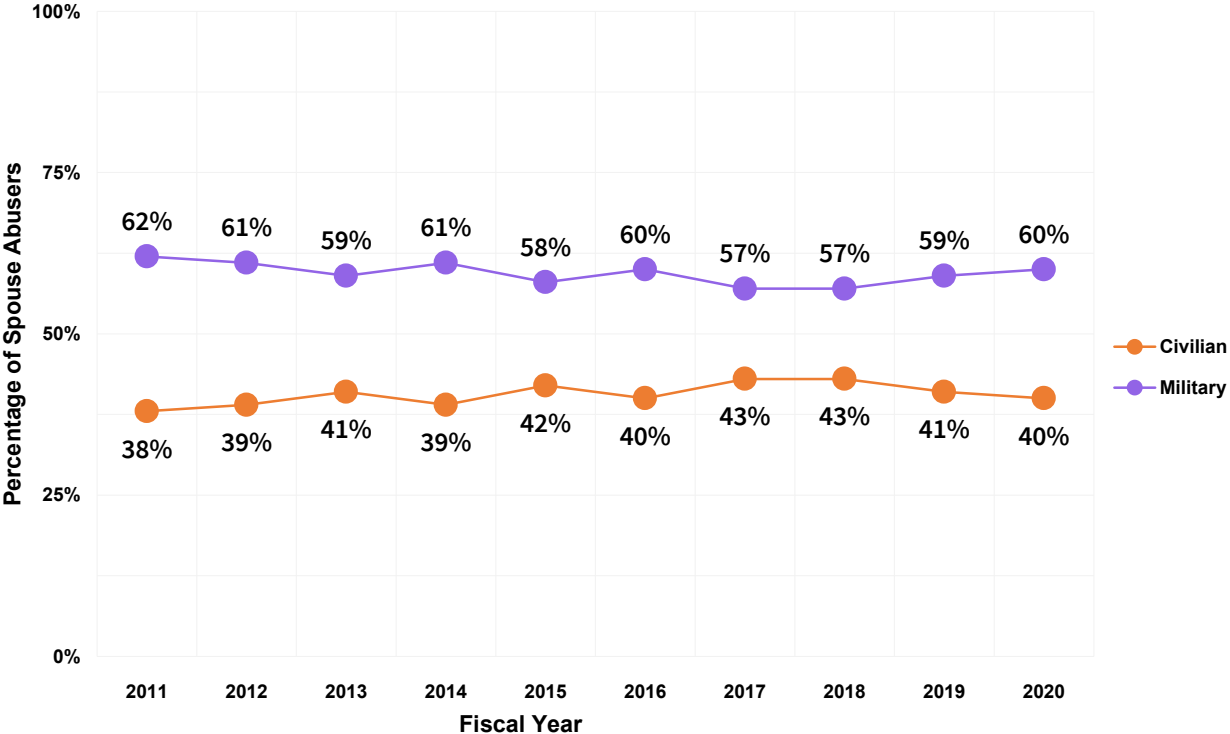


Figure 23. Military status of abusers in met criteria spouse abuse incidents over time.

Figure 24 displays a breakdown by pay grade for military spouse abusers who were involved in a met criteria incident. The majority of abusers in met criteria incidents were junior enlisted members; approximately 63 percent were E4-E6 and 25 percent were E1-E3. Seven percent of abusers were E7-E9, five percent were officers (three percent were O1-O3, two percent were O4-O10), and less than one percent were warrant officers (WO1-WO5).

Military Spouse Abusers in Met Criteria Spouse Abuse Incidents by Pay Grade (FY 2020)

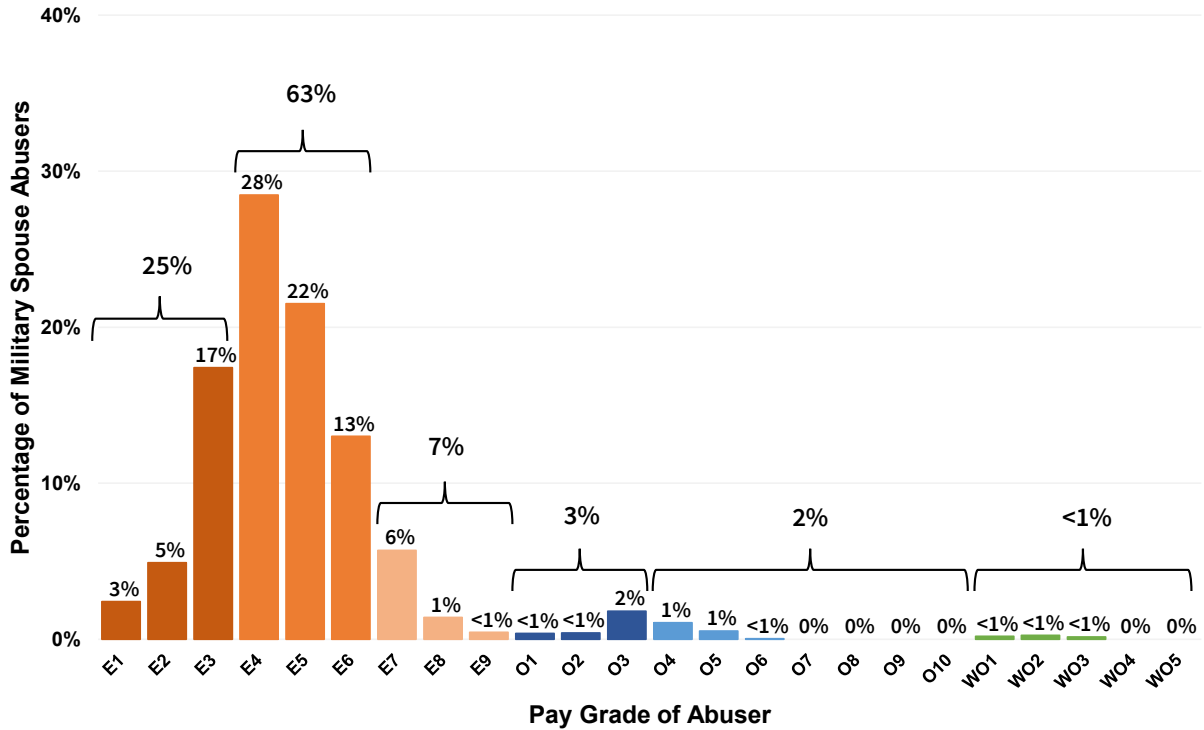


Figure 24. Percentage of military spouse abusers in met criteria incidents in each pay grade in FY 2020.

Note. Military includes active duty members as well as Reserve and National Guard members who are in an active status.

When compared to the total population of active duty spouses in FY 2020, the differences among proportions of active duty spouse abusers in met criteria incidents by pay grade are pronounced. As displayed in Figure 25, the proportion of active duty abusers in met criteria incidents of spouse abuse is greater than the respective proportion of the total active duty population of spouses in the E4-E6 pay grade (63 percent vs. 52 percent) and the E1-E3 pay grade (24 percent vs. 8 percent).⁴⁷

Conversely, the proportion of active duty abusers in met criteria incidents of spouse abuse is less than the respective proportion of the total active duty population of spouses in the E7-E9 (7 percent vs. 17 percent), O1-O3 (3 percent vs. 10 percent), O4-O10 (2 percent vs. 11 percent), and WO1-WO5 (1 percent vs. 2 percent) pay grades.

Pay Grade of Active Duty Spouse Abusers in Met Criteria Incidents, Compared to Demographics (FY 2020)

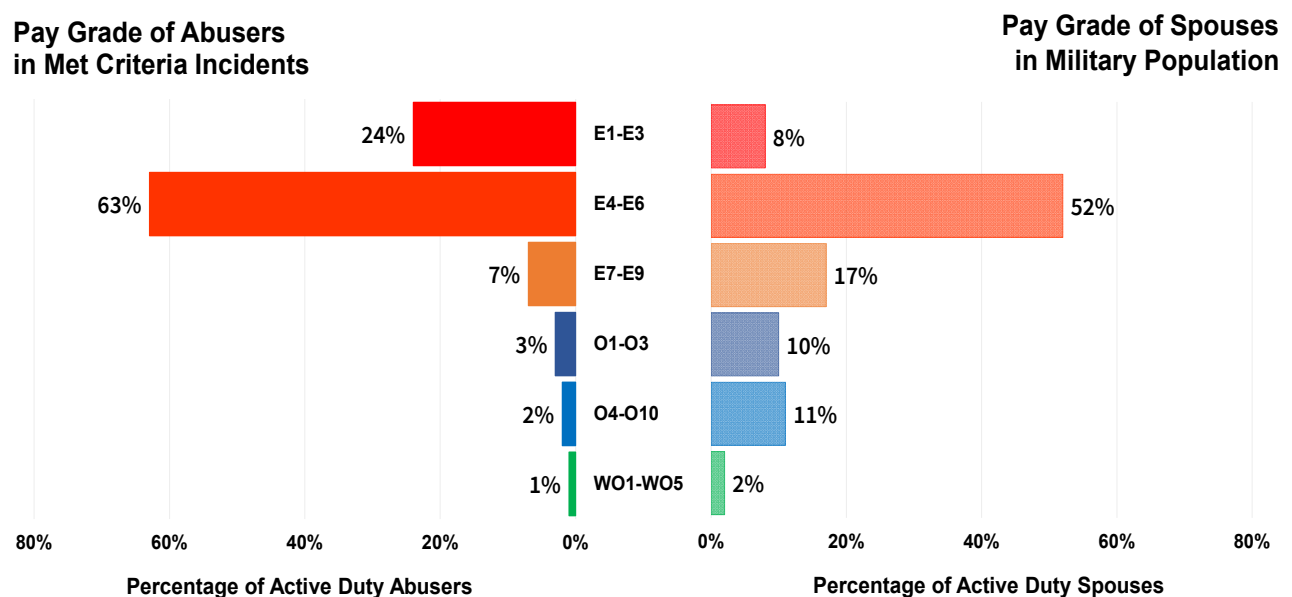


Figure 25. Comparison of the proportion of active duty abusers in met criteria spouse abuse incidents with a particular pay grade (on the left) to the proportion of active duty spouses in the military population with a particular pay grade (on the right).

⁴⁷ While Figure 24 displays pay grade of military spouse abusers in met criteria incidents, this figure focuses on pay grade of active duty spouse abusers in met criteria incidents, exclusively.

While the breakdown of active duty spouse abusers by pay grade in Figure 25 indicates that the greatest proportion of active duty abusers were in the E4-E6 pay grades, the highest rate per 1,000 of active duty married couples involved in incidents of spouse abuse is for abusers who are in the E1-E3 (16.3) pay grades (see Figure 26).

Rate of Active Duty Spouse Abusers per 1,000 Married Couples by Pay Grade (FY 2020)

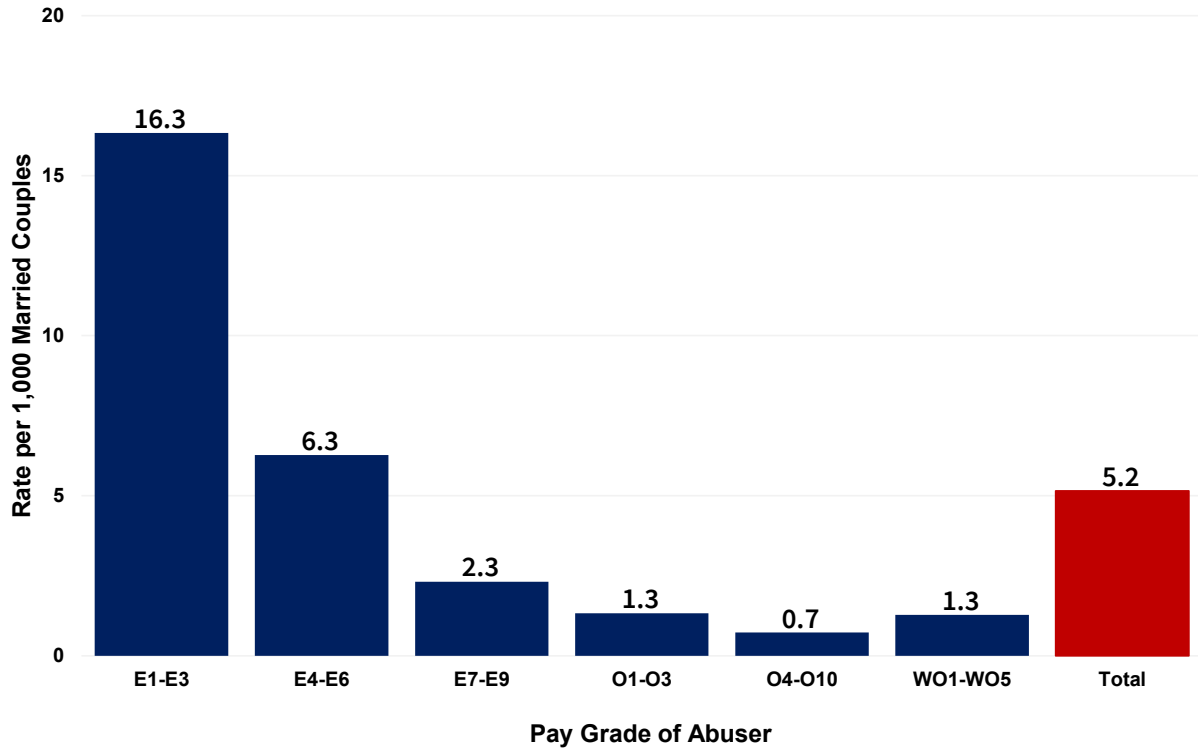


Figure 26. Rate of active duty abusers in met criteria spouse abuse incidents per 1,000 married couples in the population by pay grade in FY 2020.

Overall, 67 percent of abusers in met criteria spouse abuse incidents were male and 33 percent of abusers were female.

Figure 27 shows the proportions of male and female abusers for each individual type of met criteria spouse abuse, and indicates that more males were abusers for all types of spouse abuse. The vast majority of spouse abusers for incidents of sexual abuse were male (93 percent male vs. 7 percent female). Slightly more than three-quarters of abusers for emotional abuse incidents were male (76 percent male vs. 24 percent female), and 100 percent of abusers in neglect incidents were male. Sixty-three percent of abusers in physical abuse incidents were male versus 37 percent female.

Sex of Abusers in Met Criteria Spouse Abuse Incidents (FY 2020)

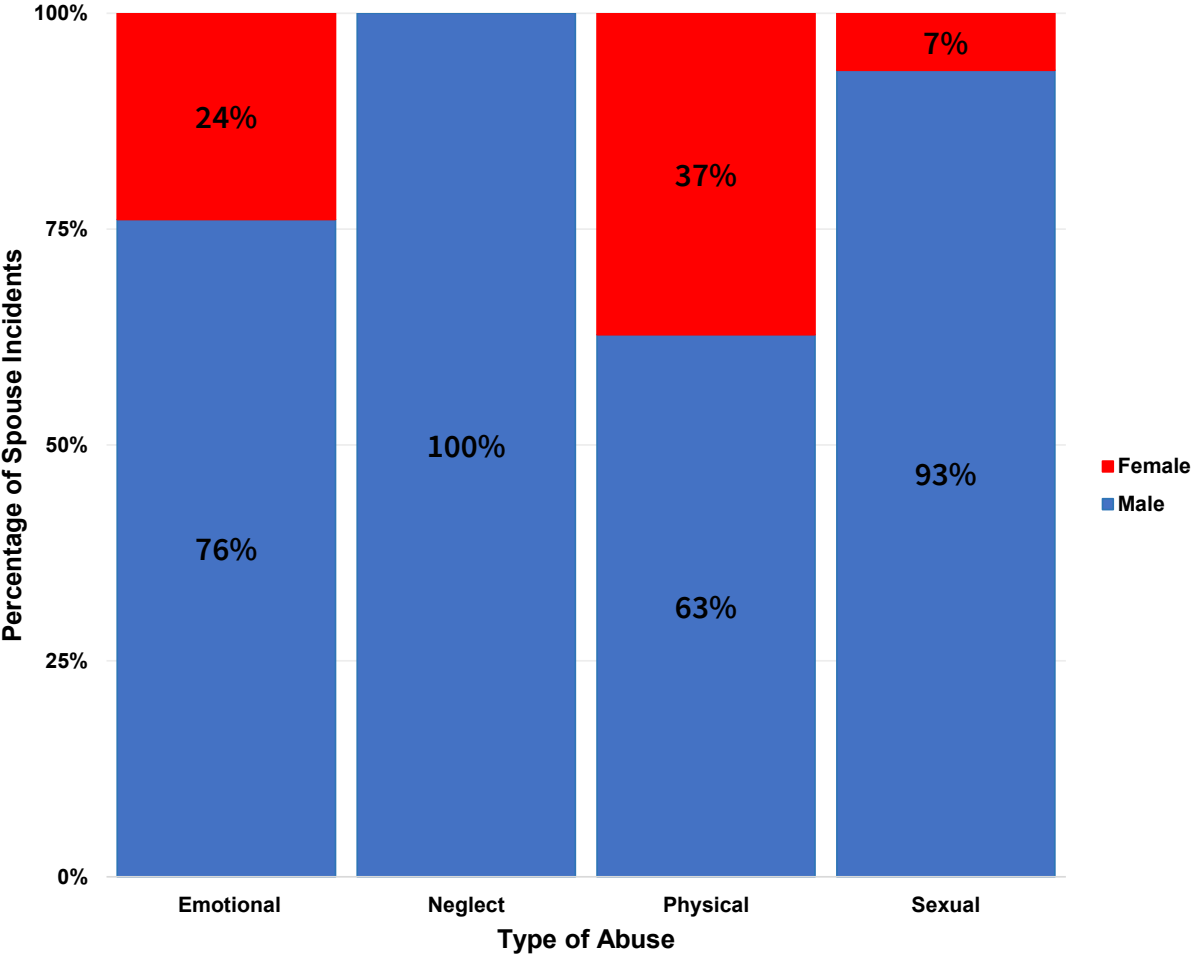


Figure 27. Sex of abusers in met criteria spouse abuse incidents in FY 2020.

Looking specifically at Service member abusers in met criteria spouse abuse incidents, 90 percent were male and 10 percent were female.

Figure 28 shows the proportions of Service member male and female abusers in met criteria spouse abuse incidents for each individual type of abuse. The vast majority of Service member spouse abusers for incidents of sexual abuse, emotional abuse, and neglect were male (99 percent male vs. 1 percent female for sexual abuse, 93 percent vs. 7 percent for emotional abuse, and 100 percent for neglect). Eighty-eight percent of Service member abusers in physical abuse incidents were male versus 12 percent female.

Sex of Service Member Abusers in Met Criteria Spouse Abuse Incidents (FY 2020)

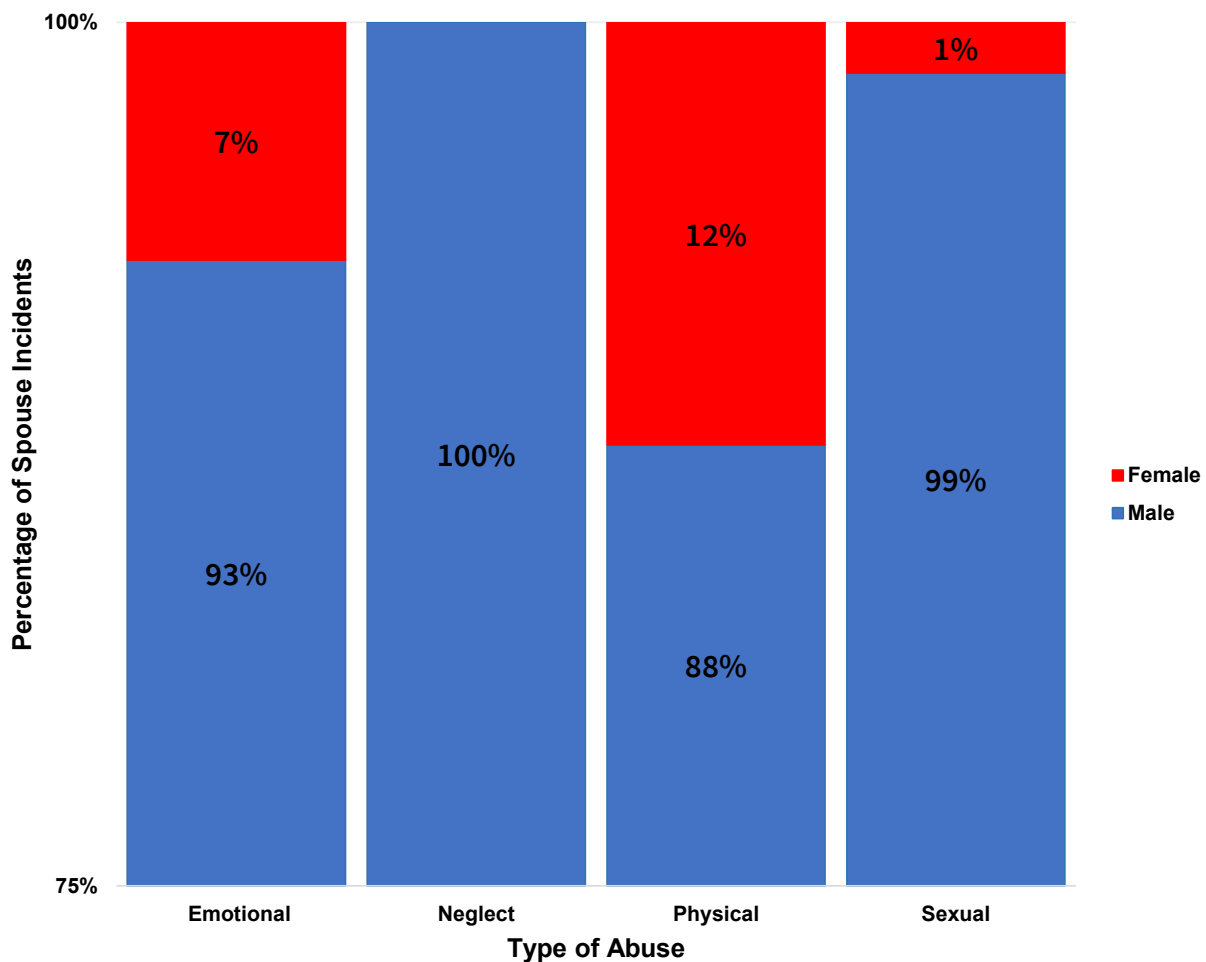


Figure 28. Sex of Service member abusers in met criteria spouse abuse incidents in FY 2020.

Figure 29 shows the breakdown of spouse abusers by sex and military status. Among male abusers in met criteria incidents of spouse abuse, 2,855 were Service members, 596 were family members, and 11 fell into the “other” category.⁴⁸ Among female abusers in met criteria incidents of spouse abuse, 373 were Service members, 1,521 were family members, and 15 fell into the “other” category.

Unique Abusers in Met Criteria Spouse Abuse Incidents by Sex and Military Status (FY 2020)

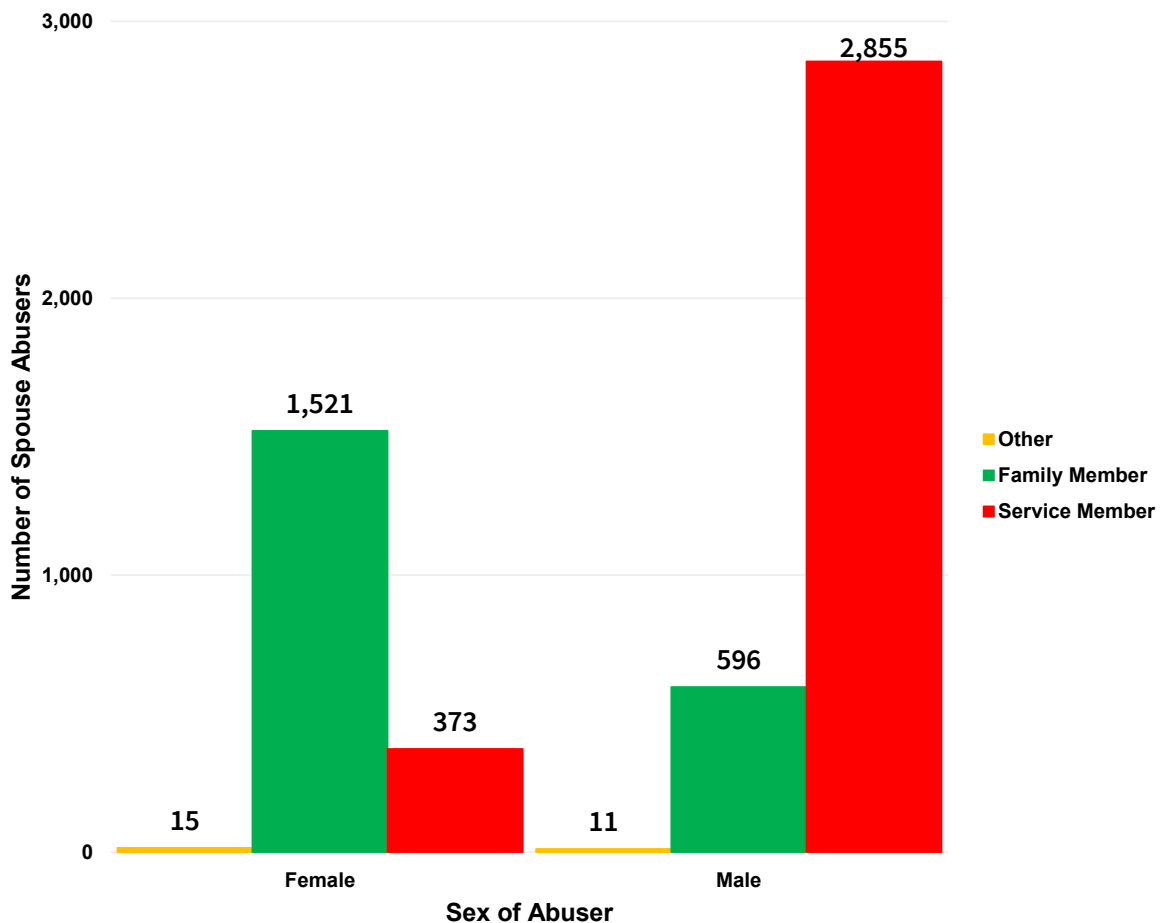


Figure 29. Number of unique abusers in met criteria spouse abuse incidents by sex and military status in FY 2020.

Note. “Other” category includes DoD civilians, non-DoD government civilians, retired Service members, government contractors, non-beneficiaries, and those who had an unknown status.

⁴⁸ The “other” category includes abusers in met criteria incidents who were DoD civilians, non-DoD government civilians, retired Service members, government contractors, non-beneficiaries, and those who had an unknown status. Improvements in data entry (properly categorizing an abuser as a “family member” primarily rather than a “DoD civilian” or “retired”) has resulted in a decrease in the “other” category when compared to prior reports.

4-3. INTIMATE PARTNER ABUSE

As with child abuse and neglect and spouse abuse, incidents of unmarried intimate partner abuse are reported separately by type of abuse. Prior to FY 2015, incidents may have included multiple types of abuse under one incident; now, more than one incident may be submitted to the Central Registry involving an individual victim. This represents a change in reporting for consistency. The data on intimate partner abuse included in this section are those incidents involving former spouses, individuals with whom the victim shares a child in common, and current or former partners with whom the victim shares or has shared a common domicile. As outlined previously, the types of abuse for intimate partner abuse are consistent with those for spouse abuse (physical, sexual, emotional, neglect).

In FY 2020, there were 1,307 met criteria incidents of intimate partner abuse involving 996 adult unique victims (see Table 7).⁴⁹ The number of met criteria incidents and the number of unique victims represent a statistically significant increase when compared to the respective 10-year averages. A rate per 1,000 of intimate partner abuse cannot be established, as data on unmarried individuals involved in intimate partner relationships as defined by the DoD, are not available.

Table 7: Incidents of Intimate Partner Abuse (FY 2011-FY 2020)

Fiscal Year	Reported Incidents	Met Criteria Incidents	Unique Victims
2011	1,662	867	648
2012	1,718	909	656
2013	1,866	996	689
2014	1,870	969	669
2015	1,798	966	778
2016	1,771	1,022	847
2017	1,519	916	756
2018	1,670	1,024	822
2019	1,902	1,121	886
2020	2,026	1,307	996

⁴⁹ The number of met criteria intimate partner abuse incidents in FY 2020 (1,307) is a statistically significant increase when compared to the average number of intimate partner abuse incidents during the FY 2011-FY 2020 period (95 percent CI [919.16, 1100.24]). The number of unique intimate partner abuse victims in FY 2020 (996) is a statistically significant increase when compared to the average number of unique intimate partner abuse victims during the FY 2011-FY 2020 period (95 percent CI [692.84, 856.56]).

Intimate Partner Abuse Victim Profile

This section describes characteristics of victims in met criteria intimate partner abuse incidents.

The military status of unique victims in met criteria intimate partner abuse incidents in FY 2020 is displayed in Figure 30. Of the victims of intimate partner abuse, 68 percent were Service members and 32 percent were civilians.

Military Status of Unique Victims in Met Criteria Intimate Partner Abuse Incidents (FY 2020)

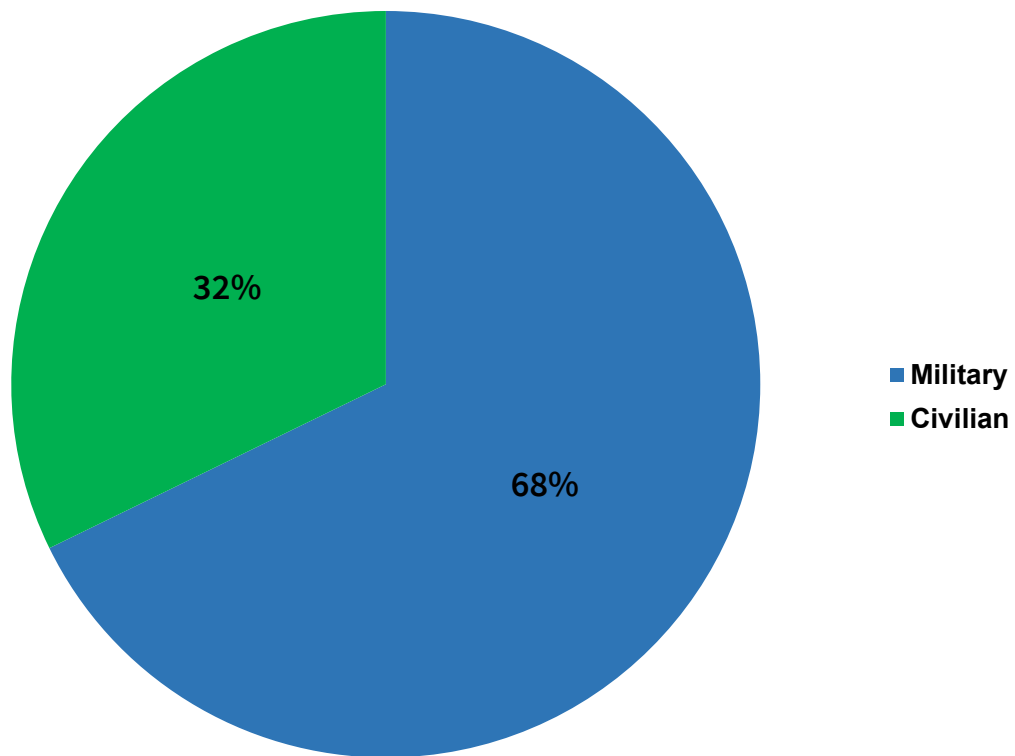


Figure 30. Military status of unique victims in met criteria incidents of intimate partner abuse in FY 2020.

Note. Military includes active duty members as well as Reserve and National Guard members who are in an active status.

The sex of unique victims involved in met criteria intimate partner abuse incidents in FY 2019 is displayed in Figure 31. Of the victims of intimate partner abuse, 74 percent were female and 26 percent of victims were male.

Sex of Unique Victims in Met Criteria Intimate Partner Abuse Incidents (FY 2020)

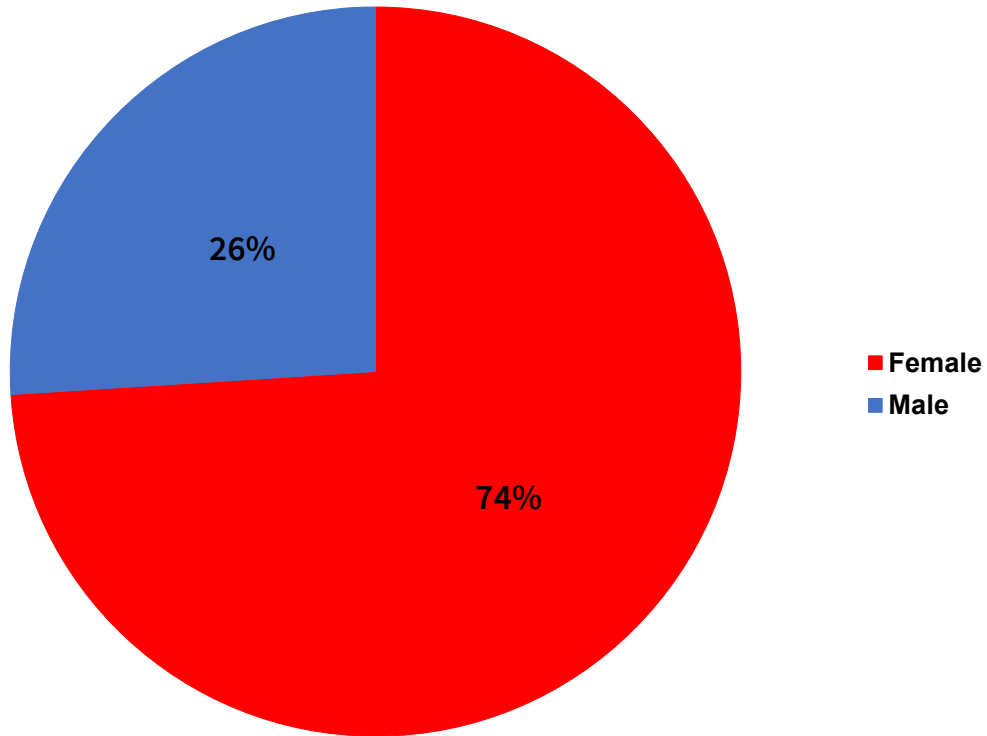


Figure 31. Sex of victims in met criteria incidents of intimate partner abuse in FY 2020.

Comparison to Civilian Data

Similar to spouse abuse, there is no federal mechanism to track rates of civilian intimate partner abuse for comparison to the military population. This is, in part, because each state has different laws and definitions of intimate partner abuse.

Intimate Partner Abuser Profile

This section describes characteristics of abusers in met criteria intimate partner abuse incidents.

The military status of abusers involved in met criteria intimate partner abuse incidents in FY 2020 is displayed in Figure 32. Sixty-six percent of abusers were Service members and 34 percent were civilians.

Military Status of Unique Abusers in Met Criteria Intimate Partner Abuse Incidents (FY 2020)

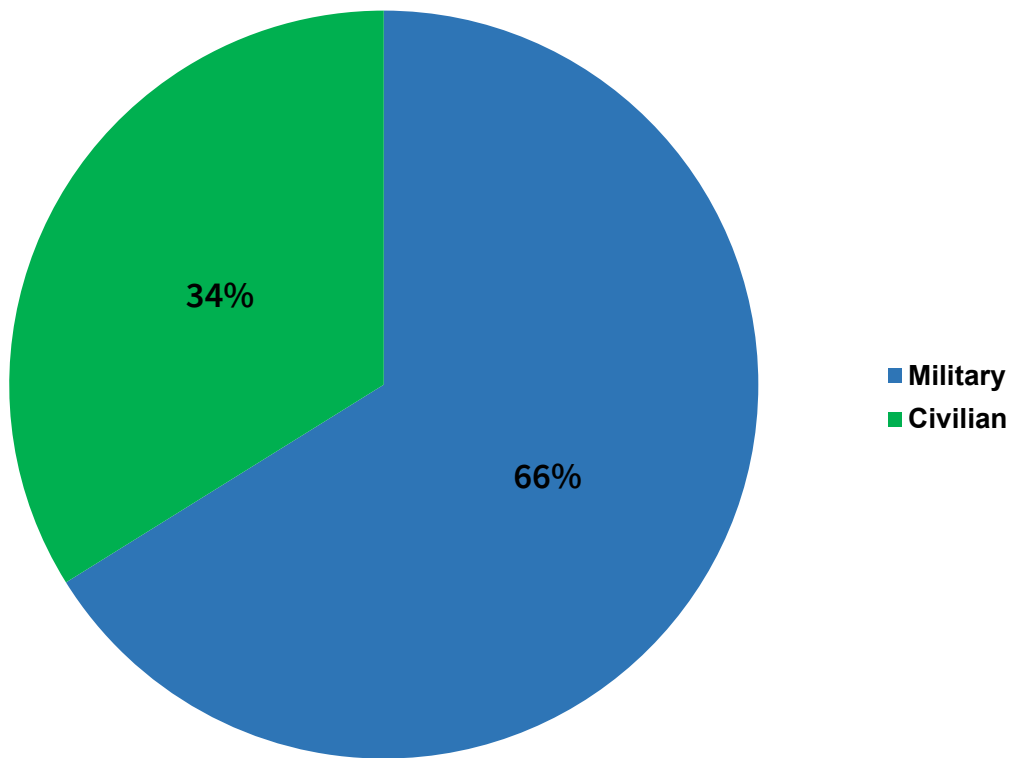


Figure 32. Military status of unique abusers in met criteria intimate partner abuse incidents in FY 2020.

Note. Military includes active duty members as well as Reserve and National Guard members who are in an active status.

Figure 33 displays a breakdown by pay grade for military intimate partners who were abusers in met criteria intimate partner incidents. The majority of abusers were junior enlisted members; approximately 59 percent were E4-E6 and 27 percent were E1-E3. Eight percent of abusers were E7-E9, five percent were officers (four percent were O1-O3, one percent were O4-O10), and one percent were warrant officers (WO1-WO5).

Pay Grade of Military Intimate Partner Abusers in Met Criteria Intimate Partner Abuse Incidents (FY 2020)

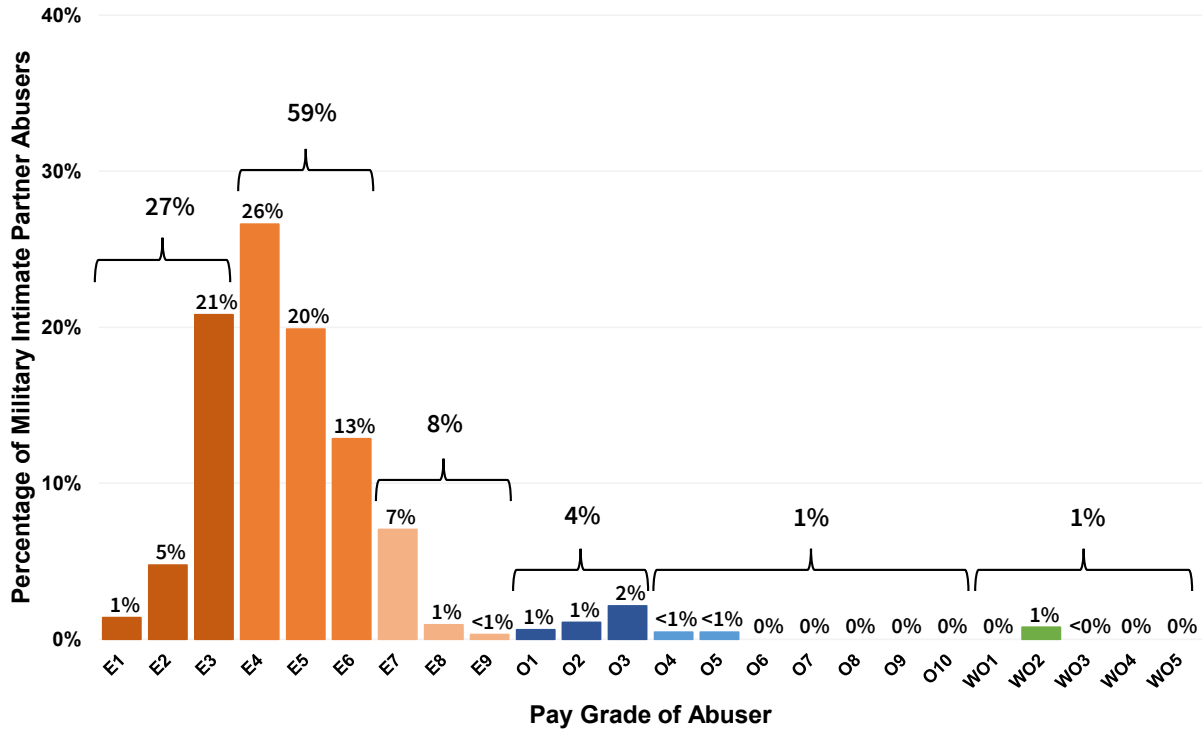


Figure 33. Percentage of Service members who were abusers in met criteria intimate partner incidents in each pay grade in FY 2020.

Note. Military includes active duty members as well as Reserve and National Guard members who are in an active status.

The sex of abusers in met criteria intimate partner abuse incidents in FY 2020 is displayed in Figure 34. Among unique abusers in these incidents, 73 percent were male and 27 percent were female.

Sex of Unique Abusers in Met Criteria Intimate Partner Abuse Incidents (FY 2020)

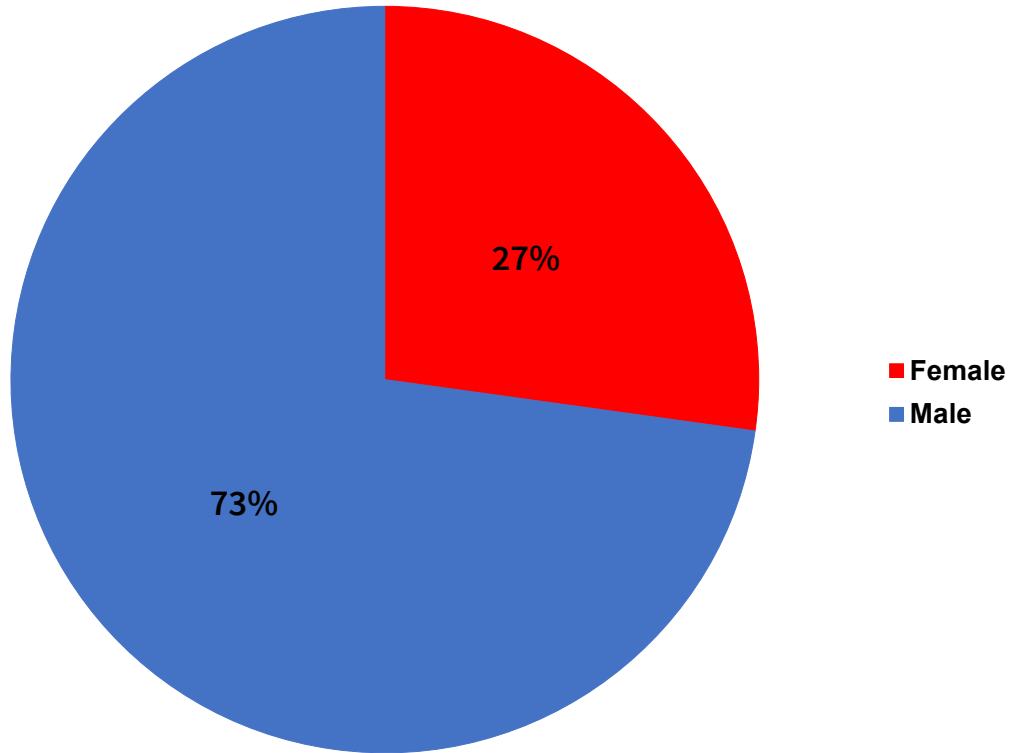


Figure 34. Sex of abusers in met criteria intimate partner abuse incidents in FY 2020.

4-4. ADULT SEXUAL ABUSE

Sexual abuse of a spouse or intimate partner is defined as:

“A sexual act or sexual contact with the spouse or intimate partner without the consent of the spouse or intimate partner or against the expressed wishes of the spouse or intimate partner. Includes abusive sexual contact with a spouse or intimate partner, aggravated sexual assault of a spouse or intimate partner, aggravated contact of a spouse or intimate partner, rape of a spouse or intimate partner, sodomy of a spouse or intimate partner, and wrongful sexual contact of an intimate partner.”⁵⁰

In the *2020 Annual Report on Sexual Assault in the Military*, sexual abuse is referred to as “domestic abuse-related sexual assault.”

Sexual abuse in the domestic violence field is contextually distinct from sexual assault in that it occurs within a marriage or intimate partner relationship as part of a larger pattern of behavior resulting in emotional or psychological abuse, economic control, and/or interference with personal liberty. Sexual abuse occurring within the context of a domestic relationship is indicative of higher risk for more serious injury or fatality, and is referred to FAP for comprehensive safety planning, victim advocacy and support, and treatment (when appropriate and requested by the victim).

In FY 2020, there were a total of 327 met criteria incidents of adult sexual abuse (see Table 8), and 303 unique victims of sexual abuse who received FAP services.⁵¹ This is an increase of 17 met criteria incidents in comparison to FY 2019 (310) and is statistically significant. Given there were more incidents than victims, one or more victims experienced more than one incident of sexual abuse.

Table 8: Incidents of Met Criteria Adult Sexual Abuse (FY 2011-FY 2020)

Fiscal Year	Total Met Criteria Domestic Abuse Incidents	Met Criteria Adult Sexual Abuse Incidents	Percentage of Overall Met Criteria Domestic Abuse
2011	9,253	208	2.25
2012	9,254	202	2.18
2013	8,931	208	2.33
2014	8,433	241	2.86
2015	8,858	262	2.96
2016	8,683	299	3.44
2017	8,069	300	3.72
2018	8,039	290	3.61
2019	7,921	310	3.91
2020	7,903	327	4.14

Note: Total met criteria domestic abuse incidents include spouse abuse met criteria and intimate partner abuse met criteria numbers combined.

⁵⁰ DoDM 6400.01, Volume 3, Glossary, August 11, 2016.

⁵¹ The number of adult sexual abuse incidents increased from FY12-FY17, then decreased in FY18. The number of sexual abuse incidents in FY 2020 (327) is a statistically significantly increase when compared to the average number of adult sexual abuse incidents during the FY 2011-FY 2020 period (95 percent CI [231.04, 298.36]).

As shown in Figure 35, of the 303 unique victims of adult sexual abuse who received FAP services in FY 2020, 94.4 percent were female and 5.6 percent were male. Of the 299 unique abusers, 93.6 percent were male and 6.4 percent were female.

Sex of Unique Victims and Abusers in Met Criteria Adult Sexual Abuse Incidents (FY 2020)

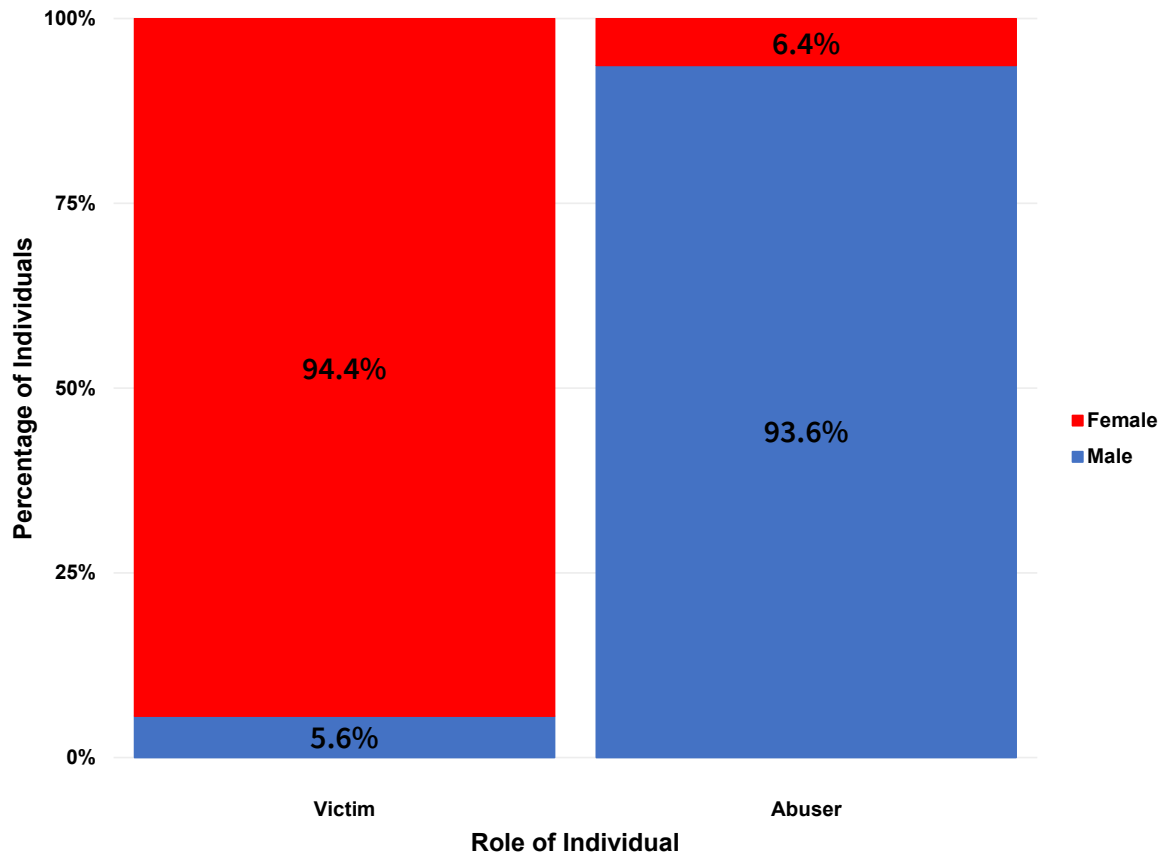


Figure 35. Sex of unique victims and abusers in met criteria incidents of adult sexual abuse in FY 2020.

As shown in Figure 36, of the 303 unique victims of adult sexual abuse who received FAP services in FY 2020, 53.8 percent were family members and 38.6 percent were Service members. Another 7.6 percent fell into the “other” category,⁵² including 6.9 percent who were non-beneficiaries and 0.7 percent who were DoD civilians, non-DoD civilians, retired Service members, or government contractors.

Of the 299 unique abusers in met criteria sexual abuse incidents, 80.9 percent were Service members, 16.4 percent were family members, and 2.7 percent fell into the “other” category.

Among the 80.9 percent of abusers who were Service members, 98.3 percent were active duty and 1.7 percent were Reserve or in the National Guard. The vast majority of Service member abusers in adult sexual abuse incidents were enlisted members (94.2 percent); fewer were officers (5.8 percent).

Status of Unique Victims and Abusers in Met Criteria Adult Sexual Abuse Incidents (FY 2020)

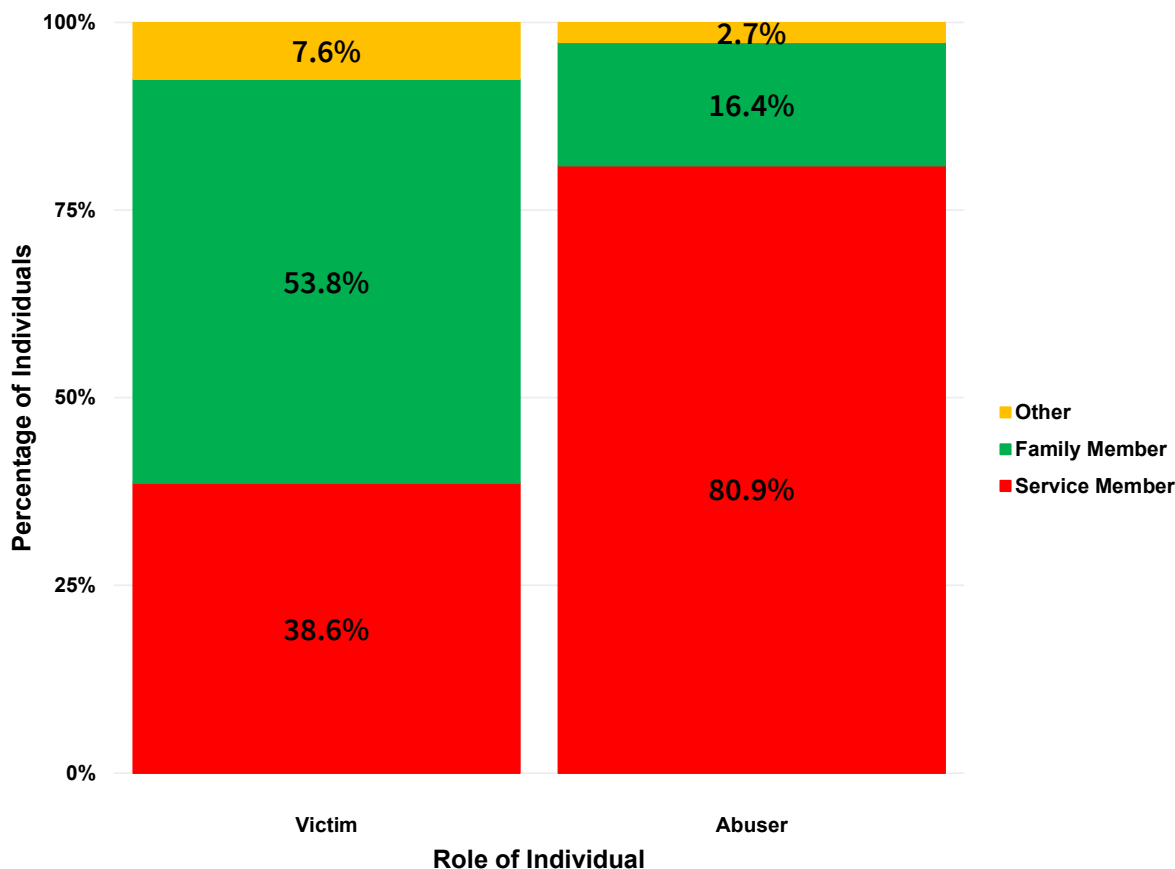


Figure 36. Status of unique victims and abusers in met criteria incidents of adult sexual abuse in FY 2020.

⁵² The “other” category includes abusers in met criteria incidents who were DoD civilians, non-DoD government civilians, retired Service members, government contractors, non-beneficiaries, and those who had an unknown status.

Figures 35 and 36 show that when examining sex and status separately of unique victims of adult sexual abuse in FY 2020, the majority were female (94.4 percent), and were family members (53.8 percent). Figure 37 shows unique victims of adult sexual abuse by sex *and* military status. Among adult sexual abuse victims who received FAP services, 53.5 percent were female family members, 33.7 percent were female Service members, and 7.2 percent were females that fell into the “other” category.⁵³ Males represented 5.6 percent of unique victims of adult sexual abuse, including 4.9 percent who were Service members, 0.4 percent who were family members, and 0.3 percent who fell into the “other” category.

Sex and Status of Unique Victims in Met Criteria Adult Sexual Abuse Incidents (FY 2020)

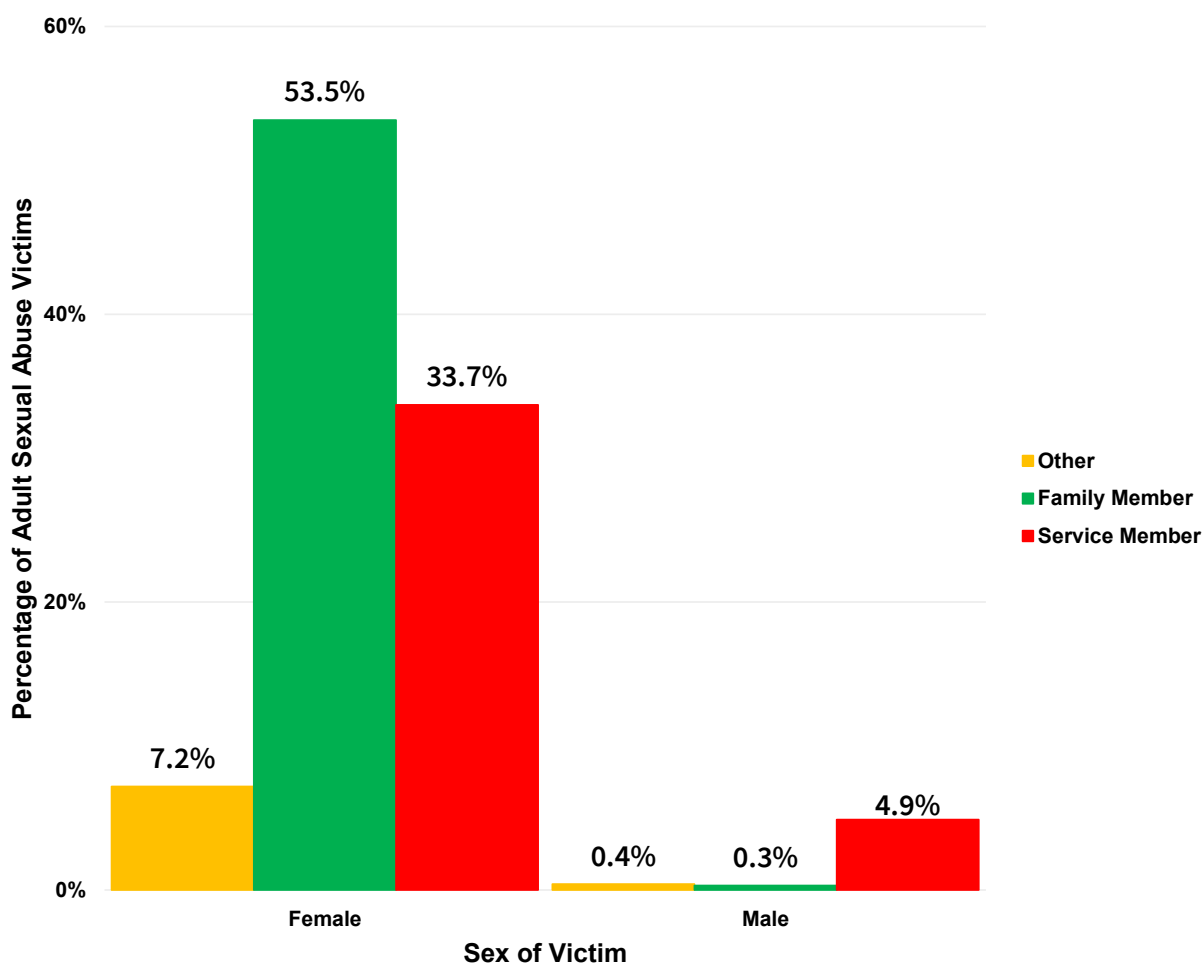


Figure 37. Sex and status of unique victims in met criteria incidents of adult sexual abuse in FY 2020.

⁵³ The “other” category includes abusers in met criteria incidents who were DoD civilians, non-DoD government civilians, retired Service members, government contractors, non-beneficiaries, and those who had an unknown status.

4-5. DOMESTIC ABUSE FATALITIES

As discussed previously, FY 2020 fatality reviews will occur in the Military Services in FY 2022. Data on fatalities included in this report represent only those fatalities taken to the IDC after the death of the victim and met criteria for domestic abuse in FY 2020.

There were 11 domestic abuse fatalities taken to the IDC and entered into the Central Registry in FY 2020 (5 spouse abuse fatalities and 6 intimate partner abuse fatalities—see Table 9). Two victims and five met criteria abusers were previously known to the Central Registry.⁵⁴ In the domestic abuse fatality incidents, nine victims were female and two victims were male. Eight victims were active duty members, and three victims were civilians. Among the met criteria abusers, eight were male and three were female. Six of the met criteria abusers were active duty members and five were civilians.

Table 9: Domestic Abuse Fatalities Reported to FAP in FY 2020

Total Fatalities: 11 (5 spouse, 6 intimate partner)	
- 2 Victims previously known to the Central Registry	
- 5 Met criteria abusers previously known to the Central Registry	
Victims	
Sex of Victims	Military Status of Victims
- 9 Female	- 8 Active duty
- 2 Male	- 3 Civilian
Met Criteria Abusers	
Sex of Abusers	Military Status of Abusers
- 3 Female	- 6 Active duty
- 8 Male	- 5 Civilian

Note: Represents only those fatalities taken to the IDC in FY 2020. Military Service fatality reviews will take place in FY 2022.

⁵⁴ “Known to Central Registry” means that the victim or abuser was involved in a previous met criteria incident of abuse.

5. EFFECTIVENESS OF THE FAMILY ADVOCACY PROGRAM

In addition to providing an update on specified Central Registry data elements, section 574 of the NDAA for FY 2017 (Public Law 114-328) mandates that the Department provide an annual assessment of the effectiveness of the DoD FAP. This report highlights three different approaches currently utilized to assess and promote effectiveness in the DoD FAP.

The first approach is via quantitative annual metrics, the primary mechanism through which OSD FAP measures the performance and effectiveness of family readiness programs, specifically on the success rates of the New Parent Support Program (NPSP) and domestic abuser treatment.

The second approach highlights Department of Defense-wide efforts intended to support and enhance the overall effectiveness of FAP, as well as associated plans for assessment and measurement, and will include data and results when available.

The third approach is to capture a snapshot of the efforts and initiatives employed at the Military Service level to measure and enhance the effectiveness of respective Military Service FAPs. Although all Military Services comply with core FAP program requirements and DoD policy, they also have considerable flexibility to tailor their approach for prevention programs, safety assessment, and clinical treatment to best meet the needs of military families in their Military Service. Therefore, there is a great amount of innovation in piloting programs, creating effective training to increase the skills of credentialed personnel, and receiving feedback from participating families to ensure that the services provided by FAP are effective and appropriate.

5-1. FAMILY ADVOCACY PROGRAM METRICS

Below are the FY 2020 metric results on the successes of the NPSP and domestic abuser treatment. Both programs are implemented by the Military Services and administered by FAP at the installation level.

These data are collected by the Military Services, as required by section 581 of the NDAA for FY 2008 (Public Law 110-181). Each of the Military Services collects information for these metrics and submits the data annually to OSD FAP for analysis and reporting. Although OSD FAP aggregates data from each of the Military Services upon receipt, there is some minor variation in interpretation of current implementing guidance and how definitions are operationalized across the Military Service FAPs.

Success of NPSP

NPSP is a secondary prevention program for child abuse and neglect,⁵⁵ which offers intensive home visiting services on a voluntary basis to expectant parents and parents with young children (ages 0-5 years in Marine Corps; ages 0-3 in the other Military Services) who display indicators of being at risk for engaging in harmful, or potentially abusive or neglectful parenting practices. Those reported to FAP for an incident of child abuse or neglect for a child aged 0-5 years in their care may also receive NPSP services in limited circumstances, provided the use of NPSP is clinically recommended for the family.⁵⁶

To measure the success of NPSP, the Military Services collect annual data on the number of families who began receiving NPSP services at least two times per month during FY 2019 and continued receiving services for at least six months, and who did not have any incidents of child abuse and neglect reported to FAP that met criteria within 12 months after NPSP services ended. To achieve success, the total DoD ratio of families served to families with no child maltreatment reports that meet FAP criteria must be 85 percent or higher.

Table 10 displays the metric for NPSP as well as the aggregated DoD results for FY 2020. In FY 2020, a total of 1,539 families across all Military Services met the metric criteria and received NPSP services within the required timeframe. Of those families, 1,525 did not have a subsequent report that met criteria for child maltreatment within 12 months after NPSP services ended, resulting in a success rate of 99.09 percent. This rate exceeds the established target rate of 85 percent.

Table 10: Success of the NPSP (FY 2020)

METRIC	TOTAL DOD
Number of families without open FAP child abuse and/or neglect cases that began receiving intensive home visitation NPSP services (at least two home visits per month) during the previous fiscal year (FY 2019) and continued receiving intensive home visitation NPSP services for at least 6 months.	1,539
Such families that had no reported incidents of child abuse and/or neglect that met FAP criteria within 12 months after NPSP services ended.	1,525
Percentage successful NPSP	99.09 percent
Target: 85 percent	

⁵⁵ Secondary prevention addresses risk behaviors for violence and abuse through short-term, immediate interventions to modify those behaviors to reduce harm.” <https://vetoviolenecdc.gov/levels-prevention>

⁵⁶ DoDI 6400.05, “New Parent Support Program (NPSP),” Enclosure 3, June 13, 2012, as amended.

Success of Domestic Abuser Treatment

Each Military Service’s FAP program delivers clinical interventions to individuals involved in met criteria domestic abuse incidents based on a clinical assessment, and targeted directly to address the specific concerns of each abuser.⁵⁷ By collecting data on the recidivism of spouse and intimate partner abusers who received FAP clinical treatment services, OSD FAP can assess the impact that treatment services have on abusers in preventing incidents of domestic abuse in the short term (12 months).

To measure the success of domestic abuser treatment, the Military Services collect annual data on the number of spouse and intimate partner abusers involved in an incident that met FAP criteria for domestic abuse, started and completed clinical treatment services during FY 2019, and were not involved in any met criteria incident reported to FAP during the 12 months after completing treatment. To achieve success, the total DoD rate of spouses and intimate partners with no subsequent incidents that meet FAP criteria must be 75 percent or higher.

Table 11 displays the metric for domestic abuser treatment as well as the aggregated FY 2020 DoD results. In FY 2020, a total of 1,240 abusive spouses and intimate partners across all Military Services met the criteria of the metric and started (and completed) FAP clinical treatment services within the required timeframe. Of those spouses and intimate partners, 1,197 did not have a report that met criteria for domestic abuse within the following fiscal year, resulting in a success rate of 96.53 percent. This rate exceeds the established target rate of 75 percent.

Table 11: Success of Domestic Abuser Treatment (FY 2020)

METRIC	TOTAL DOD
Total abusive spouses and intimate partners in any incident that met FAP criteria for domestic abuse who began receiving FAP clinical treatment services during FY 2019 and completed FAP clinical treatment services by September 30, 2019.	1,240
Such spouses and intimate partners who were not reported as abusive in any incident that met FAP criteria for domestic abuse within FY 2020.	1,197
Percentage successful abuser treatment	96.53 percent
Target: 75 percent	

⁵⁷ Domestic abuse treatment is also offered and provided to individuals involved in incidents that do not meet criteria for abuse. As currently defined, this metric is limited to met criteria incidents.

5-2. DEPARTMENT OF DEFENSE FAP INITIATIVES

In addition to preventing and responding to child abuse and neglect and domestic abuse in military families, FAP works to strengthen protective factors and reduce risk for violence and abuse through policy, programs, and partnerships. Each of the Military Services implements its own prevention practices and activities at the installation level, while OSD FAP oversees the development of new policies and strategic partnerships to support successful prevention efforts across the total force.

During FY 2020, OSD FAP conducted a holistic review and environmental scan of all prevention activities (policies, programs, and research efforts) across each of the Military Services. The results of this assessment informed the development of a new logic model to guide FAP prevention, based on the evidence-informed approaches to prevent domestic abuse and child abuse and neglect recommended by the Centers for Disease Control (CDC), and that have been adapted to the military community context.

OSD FAP participates in the Prevention Collaboration Forum (PCF), a Secretary of Defense initiative led by the Office of Force Resiliency to holistically address the underlying factors that contribute to multiple forms of violence, abuse, and self-harm. Other PCF members include the Defense Suicide Prevention Office, the Office of Diversity, Equity, and Inclusion, the Department of Defense Education Activity, the Defense Health Agency, the Sexual Assault Prevention and Response Office, and others. Under the auspices of the PCF, the DoD published a new cross-cutting primary prevention policy, which sets standards for a unified approach to preventing domestic abuse, child abuse and neglect, sexual assault, harassment, suicide, and problematic sexual behavior in children and youth.⁵⁸

In recognition of the increasing role of technology in abusive relationships, OSD FAP partnered with various OSD components to enhance victims' safety and prevent escalations of violence and abuse. In November 2020, OSD FAP and the Office of the Under Secretary of Defense for Intelligence and Security's Law Enforcement Policy branch launched a training course for military first responders on the role of technology in abuse. Designed and developed by the Defense Cyber Crime Center Training Academy, the course addresses how misusing technology can lead to the escalation of domestic abuse, and how military law enforcement can identify and use technological evidence.

Complementing this training for military law enforcement, in September 2020 OSD FAP collaborated with Military Community and Family Policy (MC&FP) Military Communications and Outreach to design and install a Safe Exit button on MilitaryOneSource.mil. This feature allows the user to instantly exit an article and view a general website in its place, one not specific to abuse. This helps protect the victim's safety online if their abuser enters the room while they are researching information. During its first month of deployment, users accessed the Safe Exit button 323 times, an average of more than 12 times per day.⁵⁹

⁵⁸ DoDI 6400.09, "DoD Policy on Integrated Primary Prevention of Self-Directed Harm and Prohibited Abuse or Harm," September 11, 2020.

⁵⁹ The Safe Exit button was launched September 4, 2020.

5-3. MILITARY SERVICE PROGRAM HIGHLIGHTS

In addition to FAP metrics at the OSD level and Department-wide efforts, provided below is a snapshot of the initiatives employed at the Military Service level that measure and enhance FAP effectiveness. This section highlights Military Service-level strategies used to improve or assess the effectiveness of different aspects of FAP organized in four overarching themes: prevention efforts; assessment and treatment modalities; programmatic research and evaluation; and training and service delivery.

Prevention Efforts

By promoting a culture of respect and nonviolence within military families, the Military Services have focused their efforts on reducing violent behavior. Effective prevention strategies promote awareness about domestic abuse and foster a commitment to social change related to safe and resilient interpersonal relationships.

FAP Prevention Evaluation

During FY 2020, the Army FAP's Process Evaluation examined family-life education curriculum and programming by conducting an Army-wide ecological scan. A program manager survey and site visits were implemented to gather information on FAP programs and their offerings related to anger management, parenting, and communication classes. The process evaluation served to connect findings from the ecological scan with research related to the selection, implementation, and evaluation of programming aligned with current family violence prevention research and evidence-based or evidence-informed programming.

The study reviewed 372 prevention education classes submitted by 34 garrisons, finding that 39 percent were created in-house from books or internet sources and 52 percent lacked sufficient participant information to allow for long-term follow up. However, the study also identified 49 evidence-informed prevention education programs that could be utilized to standardize prevention education and provided additional actionable policy and program recommendations to modernize FAP prevention education content, curriculum, reach, and evaluation. The study, conducted as part of a series of studies, prepares FAP for an outcome evaluation study and follows the FY 2018 study on the Economic Assessment of FAP.

One Love Escalation Workshop (OLEW)

OSD FAP first introduced the Navy's One Love Escalation Workshop (OLEW) in the FY 2018 Report to Congress. The Navy purchased curricula and materials from the One Love Foundation to provide the OLEW training to 14,914 Sailors between the ages of 18-24 years old. The workshop focuses on educating participants about unhealthy relationship behaviors, providing tools to identify and help individuals impacted by intimate partner violence, and increasing awareness of available resources.

In FY 2019, Navy contracted with Boston University (BU) to evaluate the efficacy of the Escalation Workshop in a sample of U.S. Navy sailors. BU conducted a two-arm Randomized

Controlled Trial (RCT) with follow-up at 4 and 8 months. Participants were 335 Navy sailors, recruited from two comparable ships based in the U.S. The average participant was 27 years old, and the majority had been in the Navy for less than 5 years. Study results indicated that when compared to participants in the control group, participants in the intervention group demonstrated a statistically significant improvement in attitudes and increased engagement in prevention-oriented behavior at the 8-month follow-up.⁶⁰ Those in the intervention group also reported larger increases in bystander intervention in peer self-harm, peer bullying, and peer intoxication, as well as initiating peer conversations about dating abuse, than participants in the control group.

Results for dating abuse bystander behavior were mixed. At 4 months, workshop participation was marginally associated with increased bystander involvement with peers who had perpetrated dating abuse, and with peers experiencing physical or sexual dating abuse, stalking, or threats.⁶¹ However, workshop participation was not associated with increased bystander involvement with peers experiencing only physical abuse. Overall, OLEW proved to be a promising strategy to promote change in dating abuse-related attitudinal shifts, prevention-oriented behavior, and bystander involvement with some aspects of dating abuse prevention.

Prevention and Education Curricula

Headquarters Marine Corps is systematically working to develop evaluations for core prevention and education curricula. In FY 2020, a pre/post-test was developed to measure the effectiveness of the curriculum Warrior Maintenance: Stress Management for Marines and Families. The stress management course was launched in FY 2020 and is based on the transtheoretical model of change.⁶² Pilot testing of the pre/post-test will occur in FY 2021.

Assessment and Treatment Modalities

The Military Services develop treatment interventions and measure progress as they seek to improve responses to families experiencing child maltreatment and domestic abuse. Assessment tools and treatment modalities ultimately aim to provide FAP programs with standardized tools, aimed at keeping military families safe.

Feedback Informed Therapy (FIT)

Since October 2011, Air Force FAP providers have used Feedback Informed Therapy (FIT) in all clinical sessions for both family maltreatment and secondary prevention. FIT involves the use of two brief 4-question tools. The first is the Outcome Rating Scale (ORS) that the client completes

⁶⁰ Results using Hierarchical Linear Modeling (HLM) demonstrated improvement in attitudes ($\beta = .09, p < .001$) and more engagement in prevention-oriented behavior at 8-month follow-up ($\beta = 0.11, p < .01$).

⁶¹ Results demonstrated a marginal association among intervention participants with increased bystander behavior with peers who had perpetrated dating abuse ($\beta = 0.89, p = 0.06$) and with peers experiencing physical or sexual dating abuse, or stalking or threats ($\beta = 1.11, p = .07$).

⁶² “The transtheoretical model posits that health behavior change involves progress through six stages of change: precontemplation, contemplation, preparation, action, maintenance, and termination.” Prochaska, J.O., & Velicer, W.F. (1997). The transtheoretical model of health behavior change. *American Journal of Health Promotion*, 12(1), 38-48.

at the start of each session that rates the client's feelings of wellbeing on a scale of 0-10 in four areas: 1) individual wellbeing; 2) at work/school/friends; 3) in personal relationships; and 4) overall, for the past 7 days. At the close of the session, the client completes the Session Rating Scale (SRS) containing four brief questions about how he or she experienced the session on a scale of 0-10. The intent of the SRS is to give the therapist feedback on how he or she might modify the approach in the next session to better meet the client's needs. Data from FY 2015-FY 2019 demonstrate that participants across several program intervention areas—family maltreatment, NPSP, and Family Advocacy Strength-based Therapy (FAST), a voluntary, prevention-based program for adults—reported statistically significant increases in well-being after FAP treatment. Similarly, participants in the Change Step and Vista domestic abuse treatment programs reported statistically significant increases in well-being for FY 2018-FY 2019, the period covering the most recently available data.

Child Abuse Potential Inventory (CAPI)

Since October 2011, Air Force parents assessed for child maltreatment allegations against themselves or their spouse/partner were asked to complete the CAPI at intake, and if the incident met criteria at Clinical Review Board (CRB), again at case closure when treatment was complete. All adult clients seen for prevention services in NPSP and in FAST, where the presenting problem was a parent-child issue, also completed the CAPI at intake and after completion of treatment. Improved CAPI scores indicate that the potential for child abuse decreased. For the period FY 2014-FY 2019, high-risk participants with valid CAPI scores demonstrated both statistically significant and large treatment effects for the child maltreatment and NPSP intervention, as evidenced by a reduction in risk scores.⁶³ Despite the downward trend in risk scores for high-risk participants in the FAST intervention program, the pre- and post-intervention difference was not statistically significant, despite the large treatment effect observed.⁶⁴

Couples Satisfaction Index (CSI)

Since October 2011, Air Force FAP has used a couples' satisfaction measurement to assess for increased marital/couple satisfaction as a proxy for reduction in abusive behaviors and an increase in mutually supportive behaviors in the relationship. All adults assessed for domestic abuse reports against themselves or their spouse/partner are asked to complete the CSI at intake, and if the incident met criteria, again at case closure when treatment was complete. Similarly, adult clients receiving prevention services in NPSP and in FAST, where the presenting problem was a couple's conflict problem, also complete the CSI at intake and after completion of treatment. Results from FY 2015-FY 2019 show increases in satisfaction scores across both the general domestic violence maltreatment and FAST program participants, although gains in satisfaction in the maltreatment group are notably smaller in FY 2019 than in previous years.⁶⁵

⁶³ Pre- and post-intervention CAPI risk score differences for high-risk child maltreatment program and NPSP participants demonstrate statistically significant decreases and large treatment effects ($t(131) = -9.79, p < .001, d = 0.94$, and $t(26) = 5.51, p < .001, d = 1.17$, respectively).

⁶⁴ Although pre- and post-intervention CAPI risk score differences for the FAST program were not statistically significant ($t(3) = -2.16, p < .119, d = 0.87$), there was a large treatment effect. This lack of statistical significance may have been impacted by the small sample size.

⁶⁵ FY 2019 data are the most recent data available.

Despite this finding, the CSI continues to provide an important measure of treatment effectiveness.

Programmatic Research and Evaluation

In a continual effort to enhance program outcome evaluation and ensure that FAP is consistently providing effective services, the Military Service programs consistently evaluate the impact of current programs to mitigate putting time and resources into efforts that no longer produce positive results. They take opportunities to build upon efforts that are helpful in preventing future domestic abuse and child maltreatment.

Transitional Compensation (TC) Evaluation

The Army Research Facilitation Laboratory conducted a program evaluation of Army's Transitional Compensation (TC) Program in FY 2020 including archival data analysis, a quantitative survey of current recipients, and a qualitative interview of current recipients. The evaluation found the TC Program is meeting intended outcomes, including encouraging abuse reporting, increased victim resiliency, and interim support for victims facing deprivation due to the separation of their sponsor from military service related to dependent abuse. Participants generally agreed the TC Program is helpful, reporting the program increased their safety (average score of 3.81 on a 5-point scale). Participants also had positive perceptions of the helpfulness of TC benefits related to financial stability (the average score across 3 items was 4.21 on a 5-point scale). On average, participants rated their satisfaction with accessing TC benefits 4.10 out of 5. Based upon the study recommendations, the Army is updating Transitional Compensation educational materials and developing a communication strategy to improve spouse, community, and partner agency program awareness to support benefit administration.

Incident Determination Committee (IDC) Evaluation

From 2015-2020, Army contracted New York University to study the implementation of the IDC and the military communities' perception of the FAP processes at 10 installations where the IDC transitioned from the Case Review Committee (CRC). Study findings demonstrated higher command satisfaction with the determination process during the IDC phase of the study (an 8 percent increase).⁶⁶ Commanders perceived the IDC to be considerably fairer (a 9 percent increase) than the CRC, and found FAP treatment providers more helpful (a 4 percent increase), resulting in increased command support for support treatment recommendations when they participated in the IDC.⁶⁷ Command attendance at the IDC increased 9.6 percent compared with attendance at the CRC.⁶⁸

⁶⁶ The 8 percent increase in command satisfaction reported during the IDC phase of the study was statistically significant ($n = 759, p < .05$).

⁶⁷ Commanders perceived the IDC to be more fair than the CRC (a 9 percent increase) and treatment providers more helpful (a 4 percent increase). Both of these increases were statistically significant ($n = 762, p < .05$; and $n = 767, p < .05$, respectively).

⁶⁸ There was a 9.6 percent increase in command attendance at the IDC in comparison to the CRC, which was statistically significant ($n = 1,849, p < .05$).

The study found significant improvements in perceptions of fairness, team process, and meeting quality under the IDC, including case assessment, case presentation, adherence to procedures, and limiting undue command influence. Soldiers and family members reported being relatively satisfied with FAP processes, with no significant differences in service utilization, perceived helpfulness of programs, and command involvement between the CRC and IDC models. Soldiers were less likely to reoffend within 6 months if their cases met criteria using the IDC model when compared to the CRC process.⁶⁹ The study was a unique process-oriented evaluation focused on understanding how a program or intervention works or fails to work. As the Army moves to implement the IDC enterprise-wide, the lessons learned through this study will inform training and quality assurance practices necessary to enhance evidence-based FAP assessments, quality case presentations, and fidelity to IDC procedures.

Baby Boot Camp (BBC) Evaluation

In FY 2019, Marine Corps initiated the Baby Boot Camp (BBC) evaluation pilot to examine the validity and reliability of survey items and initial course effectiveness. The one-day prevention course provides education to expectant parents on caring for a newborn. Four Marine Corps installations are currently piloting the BBC evaluation. Preliminary analyses were conducted using responses from 144 participants who completed both the pre- and post-survey between June 2019 and January 2020. Respondents reported feeling more prepared for parenthood after participating in BBC.⁷⁰ The preliminary results pave the way for a more robust evaluation. Version two of the BBC survey launched in FY 2020 and data collection is ongoing.

Training and Service Delivery

Assessing workforce competency requirements, gaps, and training needs of personnel providing child maltreatment and domestic abuse prevention and intervention services in military communities remains a consistent priority of FAP. The Military Services can evaluate the professional needs of clinicians in an effort to support staff in acquiring necessary skills to implement best practices in service delivery.

CNIC Supervisory Course: “The Art of Clinical Supervision”

The purpose of the Navy’s Counseling, Advocacy and Prevention (CAP) Clinical Supervisors Course is to provide clinical supervisors assigned to the Navy Counseling, Advocacy and Prevention (CAP) program advanced specialized training in: supervisory/managerial skills and techniques, supervision of clinical personnel, education development, resourcing, and staffing. FAP supervisors participate in the CAP Clinical Supervisors Course, a 4-day functional course that includes approximately 40 hours of classroom instruction and CEUs.

The Navy held three iterations of the course in FY 2019. The initial course, in November 2018, served as the pilot training. Pilot training post-test outcomes indicated that 100 percent of

⁶⁹ There was a 2 percent decrease in new allegations from the CRC to the IDC, which was statistically significant ($n = 3,171, p < .01$).

⁷⁰ BBC survey respondents reported feeling more prepared for parenthood after program participation ($t = -13.439, df = 143, p < 0.01$).

participants reported they became more confident in their clinical supervision skills and abilities. Additionally, 100 percent of those in attendance noted they felt more comfortable with the concept of providing clinical supervision to their staff. Participants of the three trainings held in FY 2019 were surveyed in FY 2020 to reflect on the impact of the training over the previous year. The responses were overwhelmingly positive. For example, 100 percent of those surveyed indicated positively that the course improved their practice. The Navy recognizes that improving the clinical skills of supervisors and staff can positively impact clients and improve the efficacy of services to Sailors and their families.

Marine Corps Process Improvement

Headquarters Marine Corps has two key efforts underway to enhance FAP training and service delivery. In FY 2020, Headquarters Marine Corps standardized Commander's FAP training to measure Marine Corps training effectiveness. Development of the pre/post-test is expected in FY 2021 and will capture knowledge improvement in key content areas. Marine Corps conducted a comprehensive evaluation of FAP and NPSP in calendar year (CY) 2020 that included policy, metrics, measures of performance, and measures of effectiveness. A provider survey on barriers that impact service delivery (e.g., staffing issues, technology issues) and time spent completing a variety of job activities was sent to FAP and NPSP staff, and a needs assessment was sent to a sample of Marines. Results of the evaluation are anticipated in CY 2021.

6. PROGRAM & POLICY IMPLICATIONS

Overview of Key Findings

Following a downward trend in the rates of both reported and met criteria child abuse and neglect incidents, the decrease in both of these rates reached statistical significance in FY 2020. For the second consecutive year, both the child victimization rate and the rate of child sexual abuse per 1,000 military children experienced statistically significant decreases when compared to their respective 10-year averages. These findings are consistent with trends in the civilian community.

In contrast to the findings for child abuse and neglect, findings for domestic abuse are mixed. While the rates for spouse abuse reports, met criteria incidents, and unique victims per 1,000 married military couples all decreased, the number of met criteria incidents and the number of unique victims of intimate partner abuse increased for the second consecutive year. Following a modest decrease in the proportion of adult sexual abuse incidents as a subset of domestic abuse in FY 2018, the proportion of met criteria sexual abuse incidents increased in FY 2020 (as it did in FY 2019), which is representative of an overall trend noted over a 10-year period.

Continual monitoring and assessment of key findings are necessary to inform current and future program efforts. The DoD recognizes that there is more work to be done and remains committed to enhancing efforts to prevent incidents of child abuse and neglect and domestic abuse by providing effective supportive services, treatment (as appropriate), and resources for military families.

Continued Focus on the Downward Trend in Child Abuse and Neglect

There has been a downward trend in the child victimization rate since FY 2014, and that decline reached statistical significance for the first time in FY 2019. OSD FAP is engaged in the final year of a multi-year collaboration with the Uniformed Services University of the Health Sciences to identify military-specific risk factors associated with child abuse and neglect. Phase II of the study employs a longitudinal, retrospective cohort design to model the military family lifecourse and its relationship to child maltreatment events, with results expected in FY 2022. OSD FAP will continue to conduct internal analyses and engage in research collaborations to further understand contributing factors to the decline in child maltreatment.

Focus on the Upward Trend in Intimate Partner Abuse and Adult Sexual Abuse

Results from this report show that the inverse relationship between spouse abuse and intimate partner abuse indicators evident in FY 2019 persisted in FY 2020, with a decrease in spouse abuse indicators and an increase in intimate partner abuse indicators. Increases in the numbers of reported and met criteria incidents of intimate partner abuse were statistically significant for the second consecutive year.

OSD FAP is committed to conducting a deeper analysis on both intimate partner abuse and adult sexual abuse incidents reported to FAP, along with exploring possible drivers of these increased numbers. Through a systematic exploration, OSD FAP will be able to better understand the needs of military families seeking FAP services and target programs and services to support individuals who engage with FAP. The Department remains concerned about any potential uptick in family violence and will continue to monitor these numbers carefully.

Understanding the Impact of the COVID-19 Pandemic on FAP Data

As further discussed in the Appendix, the COVID-19 pandemic had a notable impact on reported incidents of child abuse and neglect and domestic abuse. Many of the trends in family violence noted in the civilian community are evident in FY 2020 FAP data, and suggest that the decrease in reported incidents of both child abuse and neglect and domestic abuse perceived in FY 2020 may be at least in part attributable to stay-at-home orders, school closures, and a cultural shift that the world continues to navigate. As this report only covers FY 2020 data, and thus reported incidents that were determined to have either met or not met criteria within the fiscal year, data that may illuminate potential impacts of the pandemic will persist into FY 2021. OSD FAP will continue to explore current and emerging data trends in an attempt to better understand this unprecedented global event, and use findings to inform policy changes as necessary in an effort to consistently improve FAP's agile response to family violence.

Conclusion

The DoD is committed to keeping our families safe and resilient, and to taking every measure to prevent child abuse and neglect and domestic abuse in our military communities. One incident of child abuse and neglect or domestic abuse is too many, and programs like FAP implement evidence-based prevention and treatment programs with the goal of ensuring the safety and well-being of all military families. OSD FAP reinforces the enduring commitment of Department leadership to provide effective, efficient programs to promote the safety, readiness, and well-being of all Service members and their families through a CCR to child abuse and neglect and domestic abuse.

APPENDIX: Impacts of COVID-19 on Family Advocacy Program Data

In March 2020, midway through the fiscal year, the emergence of a global pandemic impacted all aspects of human life. U.S. civilian data and research highlights the impacts of the COVID-19 pandemic and resulting stay-at-home orders on child abuse and neglect and domestic violence reports, as well as the severity of those reports. Despite these challenges, FAP has maintained continuity of all services in response to reports of child abuse and neglect and domestic abuse throughout this period by adapting service delivery, outreach to the community, and the way in which the Incident Determination Committee convenes.

This analysis explores preliminary impacts of COVID-19 on child abuse and neglect and domestic abuse reports in the military. Research from the U.S. civilian community has noted a decrease in the number of child abuse and neglect reports, with school closures and mandatory reporters of abuse no longer having daily, face-to-face contact with children.⁷¹ Simultaneously, the National Domestic Violence Hotline reported an increase in calls during the first 2 months of the pandemic.⁷² While the FAP Central Registry captures information from each of the Military Services on child abuse and neglect and domestic abuse incidents reported to FAP,⁷³ data are only submitted to the Central Registry *after* the IDC determines whether an incident meets the DoD definition of abuse. This means that reports of abuse yet to be taken to the IDC do not yet appear in the Central Registry. As such, we are unable to examine *all* reports of abuse made to FAP during the pandemic, only those incidents for which a status determination was made. OSD will continue exploration of these impacts as data become available.

⁷¹ Baron, E. J., Goldstein, E. G., & Wallace, C. T. (2020). Suffering in silence: How COVID-19 school closures inhibit the reporting of child maltreatment. *Journal of Public Economics*, 190, 1-13.

⁷² National Domestic Violence Hotline. (2020). *COVID-19 Special Report*. Available from: <https://www.thehotline.org/wp-content/uploads/media/2020/09/The-Hotline-COVID-19-60-Day-Report.pdf>

⁷³ DoDM 64001.01, Volume 2, "Family Advocacy Program (FAP): Child Abuse and Domestic Abuse Incidents Reporting System," August 11, 2016.

Since FY 2014, there has been a downward trend in the both the rate of reported child abuse and neglect incidents and the rate of met criteria incidents of child abuse and neglect, per 1,000 military children (see Figure A.1). While both of these rates experienced statistically significant decreases in FY 2020, the year-over-year decrease in the rate of reported incidents was more precipitous than the year-over-year decrease in the rate of met criteria incidents per 1,000 military children.⁷⁴ This finding suggests that the COVID-19 pandemic had a greater impact on the reporting of child abuse and neglect than on met criteria incidents of abuse. While this finding does not prove that the pandemic *caused* this decrease, seemingly there is a relationship between the COVID-19 pandemic and reports of child abuse and neglect.

Child Abuse and Neglect Reports vs. Met Criteria Incident Rates per 1,000 Children (FY 2011-FY 2020)

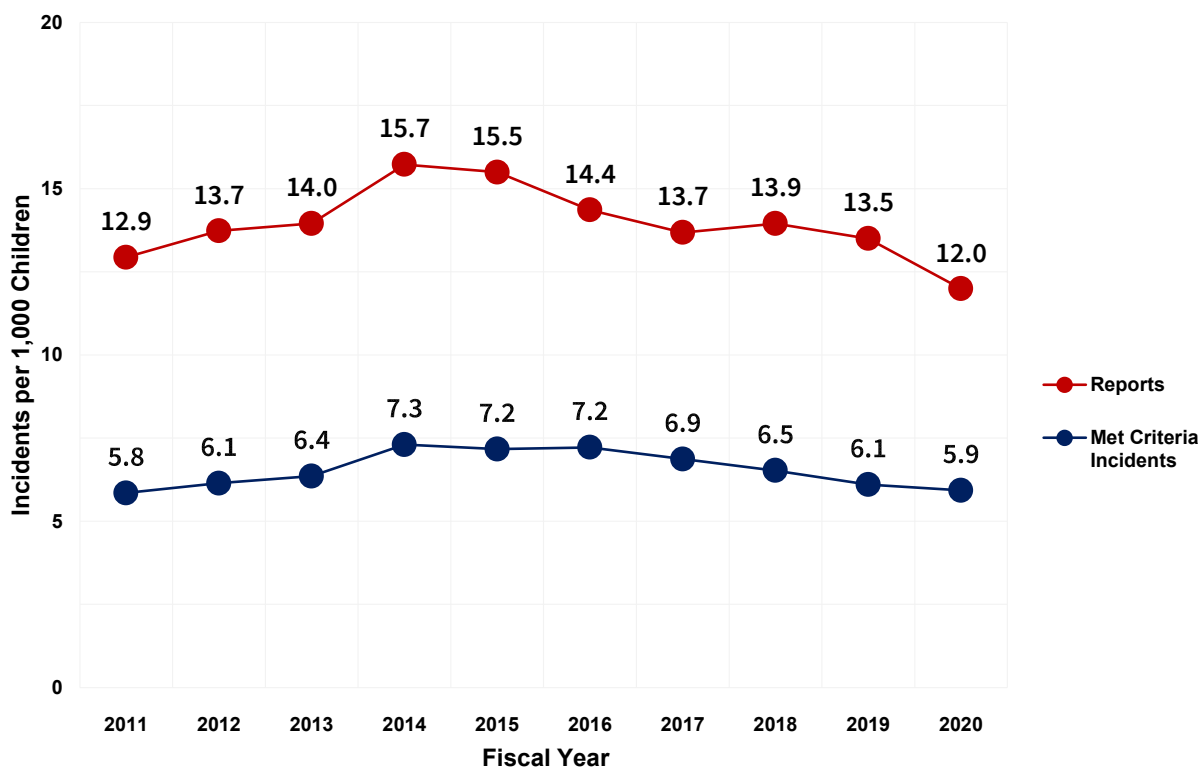


Figure A.1. Rates of child abuse and neglect incidents reported to FAP and the rates of child abuse and neglect incidents that met DoD criteria per fiscal year.

⁷⁴ The rate of reported child abuse and neglect incidents per 1,000 military children decreased from 13.5 in FY 2019 to 12.0 in FY 2020. This numerical difference of 1.5 represents an 11.1 percent decrease. The rate of met criteria incidents per 1,000 military children decreased from 6.1 in FY 2019 to 5.9 in FY 2020. This numerical difference of 0.2 represents a 3.3 percent decrease.

During the period FY 2011-FY 2020, there has been an overall downward trend in the rates of spouse abuse reported to FAP and met criteria incidents of spouse abuse per 1,000 military couples (see Figure A.2). Consistent with child abuse and neglect findings, there was a steeper decline in the rate of reports of spouse abuse from FY 2019 to FY 2020 than in the rate of met criteria incidents during the same period, although both of these decreases were statistically significant.⁷⁵ What is different about the decrease noted in the rate of spouse abuse reports in comparison to the decrease noted in the rate of child abuse and neglect reports is that the rate of spouse abuse reports also experienced a steep decline from FY 2018 to FY 2019. In fact, the decrease in the rate of spouse abuse reports from FY 2018 to FY 2019 (a decrease of 10.7 percent) was larger than the decrease in the rate of spouse abuse reports from FY 2019 to FY 2020 (a 6.0 percent decrease). This finding suggests that although the rates of spouse abuse reported to FAP decreased during the COVID-19 pandemic, that decrease may reflect a broader trend as opposed to an impact of the pandemic. This finding may further suggest that reports of spouse abuse actually *increased* during the pandemic, and thus is worth future exploration, particularly considering that the pandemic has extended into FY 2021.

Spouse Abuse Reports vs. Met Criteria Incident Rates per 1,000 Married Couples (FY 2011-FY 2020)

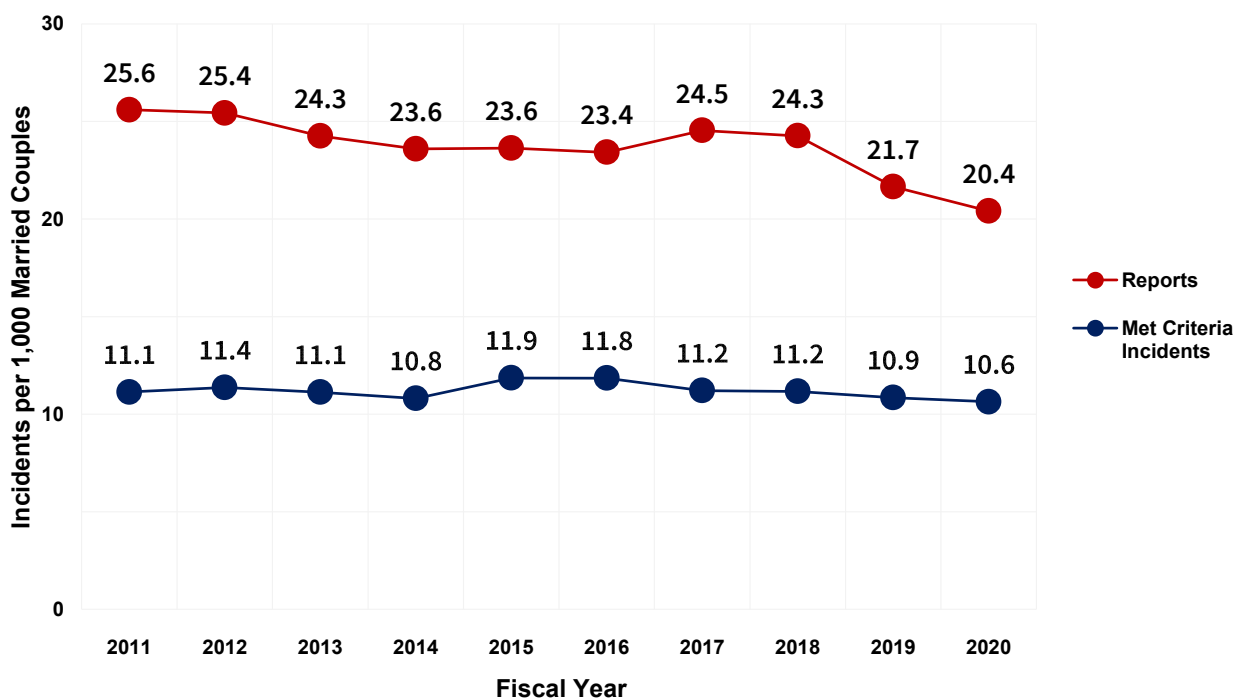


Figure A.2. Rates of spouse abuse incidents reported to FAP and the rates of spouse abuse incidents that met DoD criteria per fiscal year.

⁷⁵ The rate of reported spouse abuse per 1,000 military couples decreased from 21.7 in FY 2019 to 20.4 in FY 2020. This numerical difference of 1.3 represents a 6.0 percent decrease. The rate of met criteria incidents per 1,000 military couples decreased from 10.9 in FY 2019 to 10.6 in FY 2020. This numerical difference of 0.3 represents a 2.8 percent decrease.

Unlike child abuse and neglect and spouse abuse findings noted in this report, the number of reported incidents of intimate partner abuse and the number of met criteria incidents of intimate partner abuse increased in FY 2020.⁷⁶ These increases were statistically significant, and follow an upward trend in intimate partner abuse reported to FAP since FY 2017 (see Figure A.3). Although it is not possible to calculate rates per 1,000 for intimate partner abuse because the number of unmarried individuals involved in intimate partner relationships, as defined by DoD, is unknown, it is possible to examine percent changes in both the number of reports and met criteria incidents of intimate partner abuse, over time. These data are presented in Table 1 and provide greater insights into the potential impact of the COVID-19 pandemic on reported and met criteria incidents of intimate partner abuse.

Number of Intimate Partner Abuse Reports vs. Met Criteria Incidents (FY 2011-FY 2020)

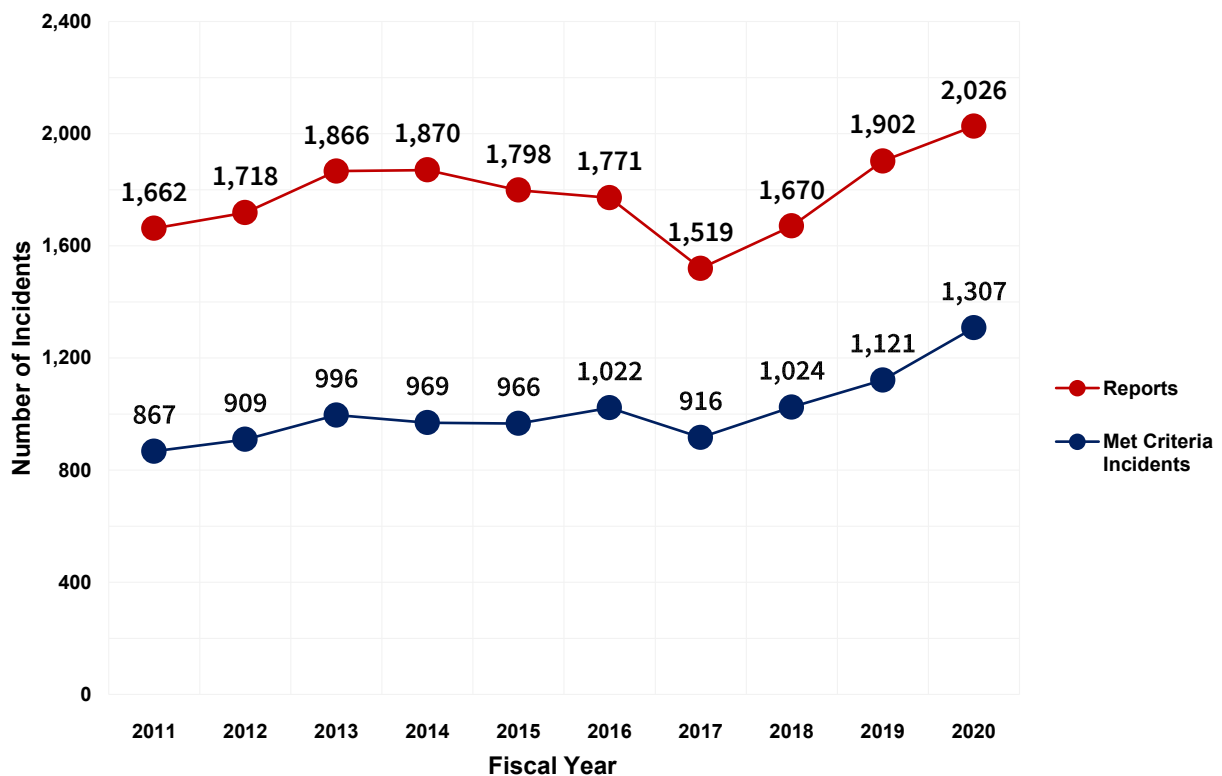


Figure A.3. Number of intimate partner abuse incidents reported to FAP and the number of intimate partner abuse incidents that met DoD criteria per fiscal year.

⁷⁶ The number of reports of intimate partner abuse in FY 2020 (2,026) is a statistically significant increase when compared to the average number of reports of intimate partner abuse during the FY 2011-FY 2020 period (95 percent CI [1676.46, 1883.94]). The number of met criteria intimate partner abuse incidents in FY 2020 (1,307) is a statistically significant increase when compared to the average number of intimate partner abuse incidents during the FY 2011-FY 2020 period (95 percent CI [919.16, 1100.24]).

As shown in Table A.1, the number of intimate partner abuse incidents reported to FAP increased by 13.9 percent from FY 2018 to FY 2019 in comparison to a 6.5 percent increase from FY 2019 to FY 2020. Results for met criteria intimate partner abuse incidents show a slightly different phenomenon. The number of met criteria intimate partner abuse incidents increased by 9.5 percent from FY 2018 to 2019 in comparison to a 16.6 increase from FY 2019 to FY 2020. Although reports of intimate partner abuse increased in FY 2020, they increased at a slower rate than in recent years. At the same time, met criteria intimate partner abuse incidents increased even more in FY 2020, during the pandemic, than in recent years.

Together these findings suggest that although the COVID-19 pandemic may have negatively impacted the reporting of intimate partner abuse, there was an overall increase in both reports and incidents of intimate partner abuse during the period. It is important to consider that other factors may be contributing to increases in intimate partner abuse. As noted in this report for FY 2019, increases in intimate partner abuse may be an artifact of changes in family demographics, with an overall decrease in marriages among active duty Service members,⁷⁷ which is similar to the shift in demographics evident in the U.S. civilian community.⁷⁸ Moreover, this preliminary exploration covers a relatively short period of time; and as such, these increases in intimate partner abuse require more comprehensive analysis.

Table A.1: Percent Change in Incidents of Intimate Partner Abuse (FY 2011-FY 2020)

Fiscal Year	Reported Incidents	Percent Change in Reported Incidents	Met Criteria Incidents	Percent Change in Met Criteria Incidents
2011	1,662		867	
2012	1,718	3.4% increase	909	4.8% increase
2013	1,866	8.6% increase	996	9.6% increase
2014	1,870	0.2% increase	969	2.7% decrease
2015	1,798	3.9% decrease	966	0.3% decrease
2016	1,771	1.5% decrease	1,022	5.8% increase
2017	1,519	14.2% decrease	916	10.4% decrease
2018	1,670	9.9% increase	1,024	11.8% increase
2019	1,902	13.9% increase	1,121	9.5% increase
2020	2,026	6.5% increase	1,307	16.6% increase

⁷⁷ The percentage of married active duty Service members was 52.6 percent in FY 2017, 51.5 percent in FY 2018, 50.6 percent in FY 2019, and 49.9 percent in FY 2020. Data retrieved from the DMDC Self-Service Report, *Active Duty by Service, Filtered by Marital Status* using the September data file for each FY.

⁷⁸ U.S. Congress Joint Economic Committee. (April 2020). U.S. Marriage Rates Hit New Recorded Low Retrieved from <https://www.jec.senate.gov/public/index.cfm/republicans/2020/4/marriage-rate-blog-test>

The COVID-19 pandemic and resulting stay-at-home orders necessitated adaptations to the way in which the IDC convenes. What impacts, if any, did these shifts have on the likelihood of whether reported incidents of abuse met criteria? Figure A.4 shows the proportion of reported incidents of abuse that met criteria, over time.⁷⁹ Across all victim types, the met criteria rate for FY 2020 exceeded the met criteria rate for FY 2019. These increases in met criteria rates were statistically significant when compared to the respective 10-year averages.⁸⁰

This finding suggests that although there were fewer reported incidents of abuse, those incidents reported were more likely to meet the DoD definition of abuse. Although this finding does not answer questions about the severity of abuse experienced within military families during the COVID-19 pandemic, it may suggest that the most obvious or severe incidents of abuse were identified. Future analysis that examines the severity of abuse during the COVID-19 pandemic is warranted.

Proportion of Reported Incidents of Abuse that Met Criteria (FY 2011-FY 2020)

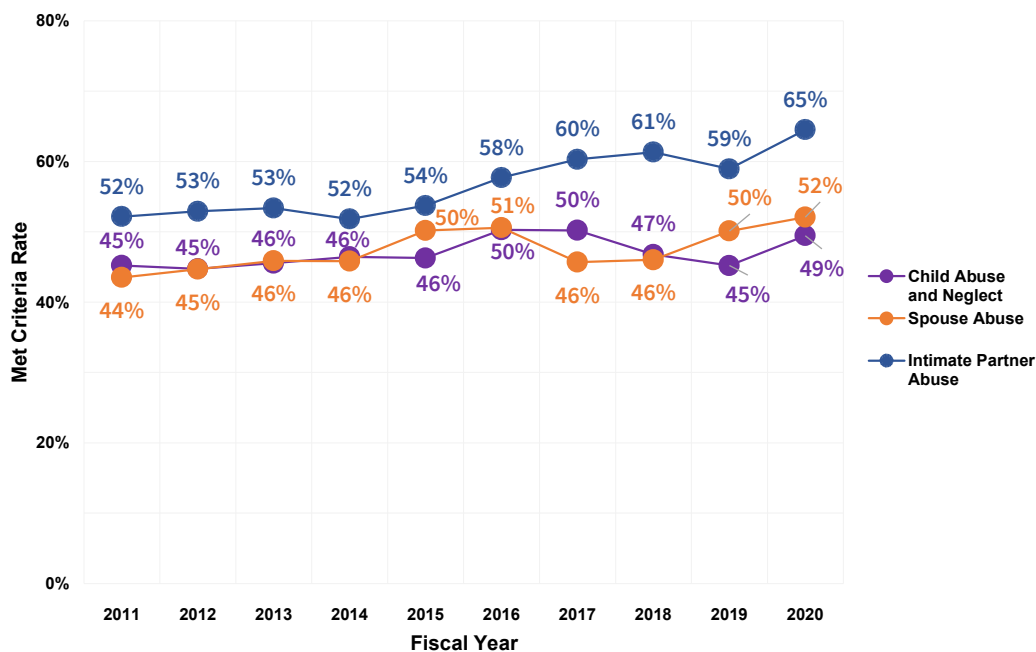


Figure A.4. Proportion of child abuse and neglect, spouse abuse, and intimate partner abuse incidents reported to FAP that met criteria.

⁷⁹ The proportion of incidents reported to FAP that subsequently met criteria is referred to within this report as the “met criteria rate”, similar in concept to the “substantiation rate” civilian child protective services agencies report.

⁸⁰ The FY 2020 met criteria rate for child abuse and neglect (49.5 percent) represents a statistically significant increase when compared to the average during the FY 2011-FY 2020 period (95 percent CI [0.455, 0.485]). The FY 2020 met criteria rate for spouse abuse (52.1 percent) represents a statistically significant increase when compared to the average during the FY 2011-FY 2020 period (95 percent CI [0.453, 0.496]). The FY 2020 met criteria rate for intimate partner abuse (64.5 percent) represents a statistically significant increase when compared to the average during the FY 2011-FY 2020 period (95 percent CI [0.535, 0.599]).

Preliminary findings from this analysis suggest that the COVID-19 pandemic may have had a more profound impact on the reporting of abuse across all victim types than on met criteria incidents of abuse. Considering that many of the stay-at-home orders remain effect at the time of publication of this report, the impacts of the pandemic will likely persist in the data for at least two years, which highlights the need for a longitudinal analysis. In addition, future research is needed to examine the impact of the pandemic on the IDC, including the amount of time from the date a suspected incident of abuse is reported to FAP to the date the IDC determines whether an incident met criteria for abuse.