




2018 DEMOGRAPHICS PROFILE

ARMY ACTIVE DUTY MEMBERS

More than 470 thousand Army active duty members comprise over one-third (36.2%) of the active duty force. These members are an important part of the military community.



471,990 Army Active Duty Members



19.6%
Officers



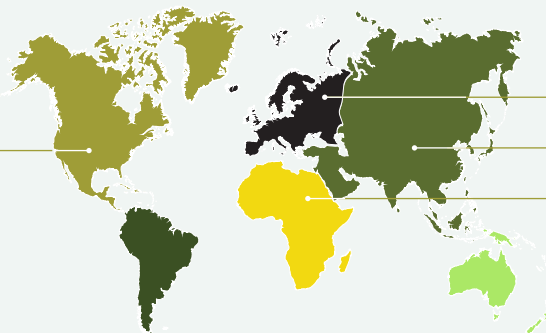
80.4%
Enlisted

Geographic Location

United States or U.S. Territories: **89.7%**

Western Hemisphere outside U.S.: **0.1%**

Other/Unknown/ Ships Afloat: **0.0%**



Europe: **5.6%**

East Asia: **4.2%**

North Africa: **0.3%**

Gender



Race/Ethnicity

32.4% of Army Racial Minority*

15.5% of Army Hispanic or Latino

*Racial minority includes Black or African American, Asian, American Indian or Alaska Native, Native Hawaiian or Other Pacific Islander, Multi-racial, and Other/Unknown

Marital Status



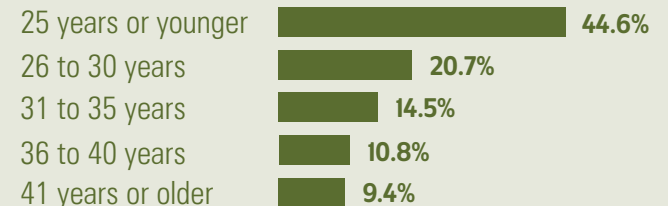
53.8% Married Army active duty members

Education

379,675 Enlisted		92,315 Officers	
0.2%	No High School Diploma or GED	0.0%	
83.9%	High School Diploma/ GED or Some College	9.1%	
6.5%	Associate's Degree	2.4%	
8.0%	Bachelor's Degree	49.4%	
1.3%	Advanced Degree	39.0%	
0.1%	Unknown	0.1%	

Age

Average Age: **34.7 years** Officers, **27.0 years** Enlisted



Source: 2018 Demographics Profile of the Military Community (Department of Defense) <https://download.militaryonesource.mil/12038/MOS/Reports/2018-demographics-report.pdf>