2018 DEMOGRAPHICS PROFILE

ACTIVE DUTY MEMBERS

More than 1.3 million active duty members serve in the four military Service branches: Army, Navy, Marine Corps, and Air Force. These members are an important part of the military community.

1.3 Million Active Duty Members

17.7% Officers

82.3% Enlisted

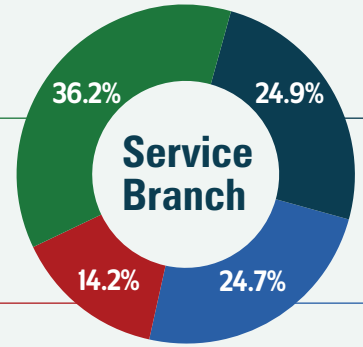

Geographic Location

Source: 2018 Demographics Profile of the Military Community (Department of Defense)
https://download.militaryonesource.mil/12038/MOS/Reports/2018-demographics-report.pdf

Gender

83.5% MEN

16.5% WOMEN

Race/Ethnicity

31.0% of AD force
Racial Minority*

16.1% of AD force
Hispanic or Latino

*Racial minority includes Black or African American, Asian, American Indian or Alaska Native, Native Hawaiian or Other Pacific Islander, Multi-racial, and Other/Unknown

Marital Status

51.5% Married
active duty members

Education


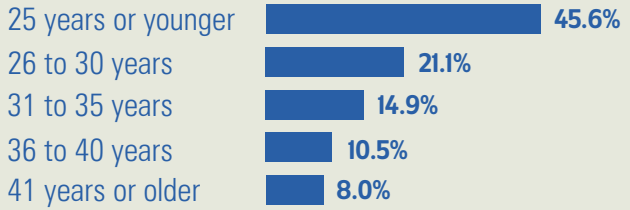
Age