

Leading Indicators for Military Members and Spouses

Results from the 2019 Status of Forces and Spouse Surveys



RETENTION INTENTION/SUPPORT TO STAY

Percent of members who report they are likely to stay in the active duty/Reserve military and percent of spouses who support their husband/wife staying in the military:



TRENDS SINCE 2012¹

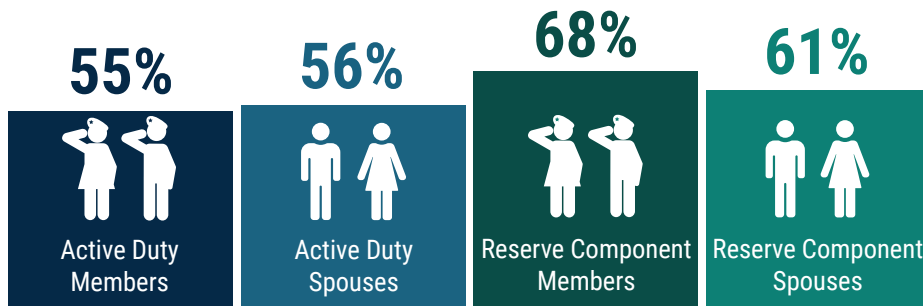
OPA regularly measures key leading indicators in each survey year, enabling observation of changes in these metrics over time.



Active duty and Reserve component members and active duty spouses indicated **consistent** or **lower** levels of support to stay in the military.

SATISFACTION WITH MILITARY WAY OF LIFE

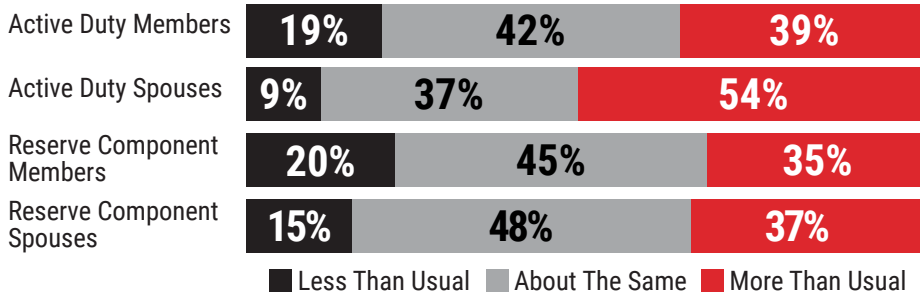
Percent who say they are satisfied/very satisfied with military way of life:



Active duty and Reserve component members and active duty spouses indicated **consistent** or **lower** levels of satisfaction with the military way of life.

Reserve component spouses indicated consistent levels of satisfaction over time.

STRESS IN PERSONAL LIFE




Active duty members, Reserve component members, and active duty spouses indicated **consistent** or **higher** levels of stress in their personal lives.

Reserve component spouses indicated consistent levels of stress over time.

OVERALL FINANCIAL CONDITION

Percent who report they are financially comfortable:



Active duty and Reserve component members and their spouses all indicated a **consistent** or **higher** level of financial comfort.

¹Trends are calculated by comparing 2019 results to the results from each previous year the survey was fielded - only statistically significant differences are noted. Trends are reported in this format as a general measure over time.