

THE MILITARY SPOUSE AT A GLANCE

2021 DOD Survey of Active Duty Spouses

Demographics*

GENDER



87%
are female

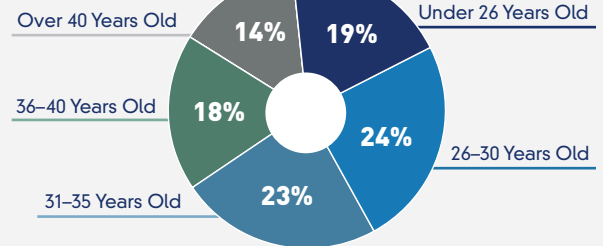
13%
are male

DUAL-MILITARY

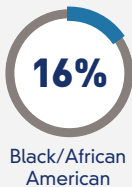
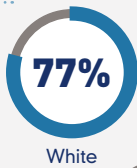
14%

of spouses are in a dual-service family

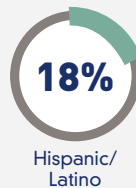
AGE



RACE



ETHNICITY

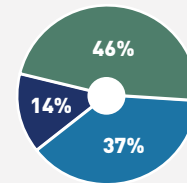


CHILD STATUS



69% have children under 18 living at home, part-time or full-time

AGE OF CHILDREN (PERCENTAGE WITH AT LEAST 1 CHILD)



- Under 6 years old (46%)
- 6 to 13 years old (37%)
- 14 to <18 years old (14%)


WHERE SPOUSES LIVE

24%
Live on base

76%
Live off base



EDUCATION LEVEL



*Percentages may not total to 100 due to rounding.



Overall Well-Being



MARITAL SATISFACTION

81% are **satisfied** with their marriage



SATISFACTION WITH MILITARY LIFE

49% are **satisfied** with the military way of life

FINANCIAL WELL-BEING SCORE



Active Duty Spouses **58**

U.S. National Average **55**

Scores can range from 0 to 100, with higher scores indicating higher financial well-being. Learn more about the Consumer Financial Protection Bureau Financial Well-Being Score at <https://www.consumerfinance.gov/data-research/research-reports/financial-well-being-scale/>. Source of U.S. average: "Data Spotlight: Financial Well-Being in America, From 2017 to 2020" ([consumerfinance.gov](https://www.consumerfinance.gov)).

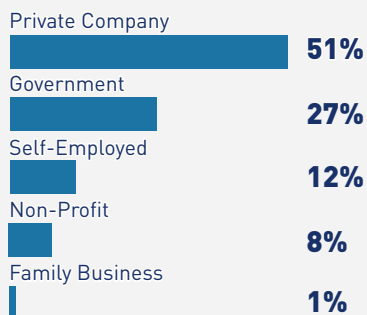


COVID-19 VACCINATION

76% received a COVID-19 vaccine as of November 2021

Civilian Spouse Employment

TYPE OF EMPLOYMENT AMONG CIVILIAN SPOUSES



65% of their employers offer flexible scheduling



40% of their employers offer remote work

62% are employed within their area of education or training



21%

Civilian Spouse Unemployment Rate

Unemployed spouses spent an average of

19 weeks

looking for work

Note: Unemployed spouses are those who are not employed but are actively seeking work.

Note: Employed spouses are those who have worked in the past week.

Deployment and PCS Moves

DEPLOYMENT

74% have experienced their spouse being deployed for longer than 30 days

The most critical problems spouses experienced during deployments were...

% of spouses who experienced the problem to a large or very large extent

34% Loneliness, dealing with issues/decisions alone

32% Parenting alone

27% No time for recreation, fitness, or entertainment activities

PCS MOVE



28% have experienced a Permanent Change of Station (PCS) move in the last 12 months

81% have experienced a PCS move during their spouse's career

16% have chosen to remain in place and not move with their spouse at least once during their spouse's career

The most critical problems spouses experienced during PCS moves were...

% of spouses who experienced the problem to a large or very large extent

48% Finding employment

42% Loss of income

37% Unreimbursable moving costs

