

THE MILITARY SPOUSE AT A GLANCE

2024 DOD Survey of Active Duty Spouses



Spouse Demographics*

SEX



85%
are female

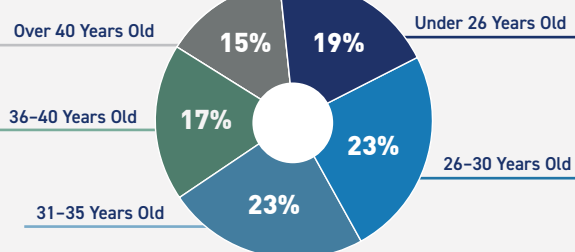
14%
are male

DUAL-MILITARY

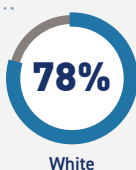
14%

of spouses are in a
dual-service family

AGE



RACE



ETHNICITY

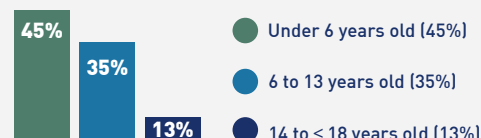


CHILD STATUS

67% have children under 18 living at home, part-time or full-time



AGE OF CHILDREN (PERCENTAGE WITH AT LEAST 1 CHILD)



*Percentages may not total to 100 due to respondents being able to select multiple races.


WHERE SPOUSES LIVE

26%
Live on base

74%
Live off base



EDUCATION LEVEL



*Percentages may not total to 100 due to rounding.



Sponsored by Military Community and Family Policy. Conducted by the Office of People Analytics.
<https://www.militaryonesource.mil/data-research-and-statistics/survey-findings>



Overall Well-Being



MARITAL SATISFACTION

80% are **satisfied** with their marriage



SATISFACTION WITH MILITARY LIFE

48% are **satisfied** with the military way of life

FINANCIAL WELL-BEING SCORE



56
Active Duty
Spouses



49
U.S. National
Average

Higher scores indicate higher financial wellbeing. Source of U.S. average: The Consumer Financial Protection Bureau (2024): Making Ends Meet in 2024 (CFPB Office of Research Publication No. 2024-5)



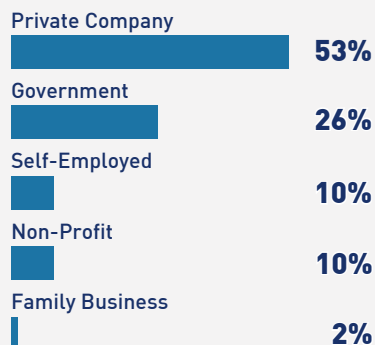
FINANCIAL CONDITION

60% describe their financial condition as **comfortable**



Civilian Spouse Employment

TYPE OF EMPLOYMENT AMONG CIVILIAN SPOUSES



Note: Employed spouses are those who have worked in the past week.

64% of their employers offer flexible scheduling



39% of their employers offer remote work

63% are employed within their area of education or training



Civilian Spouse
Unemployment Rate

20%

Unemployed spouses spent an average of

23 weeks looking for work

Note: Unemployed spouses are those who are not employed but are actively seeking work.



Deployment and PCS Moves

DEPLOYMENT

74% have experienced their spouse being deployed for longer than 30 days

The most critical problems spouses experienced during deployments were...

% of spouses who experienced the problem to a large or very large extent

39% Loneliness, dealing with issues/decisions alone

33% Parenting alone

30% No time for recreation, fitness, or entertainment activities

PCS MOVE



23% experienced a Permanent Change of Station (PCS) move in the last 12 months

81% experienced a PCS move during their spouse's career

18% chose to remain in place and not move with their spouse at least once during their spouse's career

The most critical problems spouses experienced during PCS moves were...

% of spouses who experienced the problem to a large or very large extent

49% Finding employment

45% Loss of income

40% Unreimbursable moving costs

