

THE RESERVE COMPONENT SPOUSE AT A GLANCE

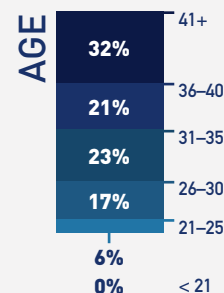
2019 DOD Survey of Reserve Component Spouses



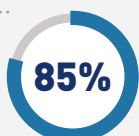
Demographics



85% are female
15% are male



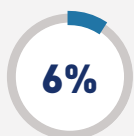
BY RACE



White



Black/African American



Asian



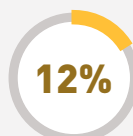
American Indian/Alaska Native



Native Hawaiian/Pacific Islander

Note: Respondents were able to select more than one race category

BY ETHNICITY



Hispanic/Latino

CHILD STATUS



80% have children

40% have children in the 6- to 13-year-old age group

MEMBER SERVICE EXPERIENCE

37% Army National Guard

8% Navy Reserve

24% Army Reserve

17% Air National Guard

3% Marine Corps Reserve

10% Air Force Reserve



14.3
average years of military service



85%
previously served in Regular Active Duty Service

WHERE THEY LIVE



36%

live less than 30 minutes from a military base

29%

live 30 minutes to less than an hour from a military base

22%

live 1 to 2 hours from a military base


13%

live more than 2 hours from a military base





Physical and Emotional Well-Being



GENERAL HEALTH RATING

62% of reserve component spouses said that their general health is **excellent or very good**

FINANCIAL WELL-BEING

68% feel financially **comfortable**



SPOUSE ACTIVATION AND DEPLOYMENTS

42% of spouses had an activation in the past 24 months

51% of activations resulted in deployment

50% of recent deployments were to a combat zone

LEVEL OF PERSONAL STRESS

48% of reserve component spouses reported their current level of stress as **good**




MARITAL QUALITY

60% are **satisfied/very satisfied** with their marriage

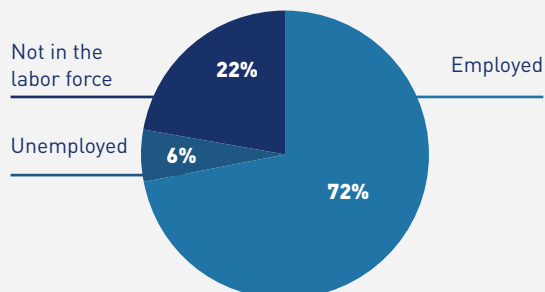
MILITARY LIFE SATISFACTION

61% are **satisfied** with the National Guard/Reserve way of life



Employment

EMPLOYMENT STATUS



37%

of spouses work part-time **to spend time with children**



58%

of spouses **took time off work due to activation/deployments**



Education



HIGHEST DEGREE

