





MILITARY INSTALLATIONS LOGO USAGE

Formats	Reverse Logos
<p>High Resolution Logo</p> 	
<p>Small Version Logo</p> 	
<p>Web Version Logo</p> 	

Colors

HEX d02c2f
 RGB 208/44/47
 CMYK 12/97/92/3
 PMS 711C

HEX 1e3565
 RGB 30/53/101
 CMYK 98/85/36/27
 PMS 534C

Application and Minimum Sizing

For print, letter-sized PDFs or high-quality presentations, use the **high resolution logo**. Use the measurements here as the absolute minimum sizes the logos can be shown and still maintain legibility.

Use the **small version logo** for small-space reproductions like business cards or on-screen presentations.

Use the **web version logo** for web-based applications, social graphics, digital banners or any other media.



Minimum Margin of Clearance

To preserve the integrity of the logo, always present the logo artwork with minimum clear space intact. Minimum clear space on all sides of the logo is equal to the square height of the letter "N." Do not place text or other design elements within this margin around the logo.



Incorrect Usage

Use the artwork and colors as provided.

Do not alter the logo artwork in any way.

Do not remove, reposition, crop or obscure any part of the logo.

Do not skew, stretch or distort the mark. Logo artwork may be resized proportionally, providing that the final size is legible (see minimum size restrictions).

Do not apply the logo to visually competitive backgrounds or patterns.

